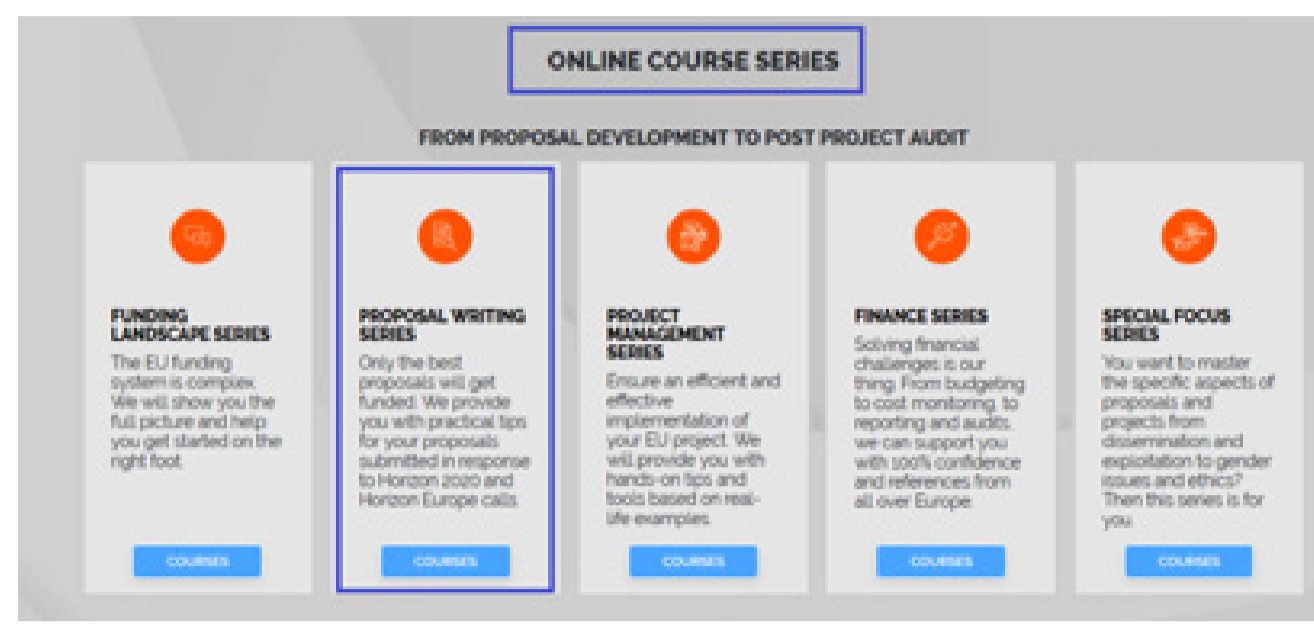


## HOW TO REGISTER TO EUROPA MEDIAS' ONLINE COURSES?

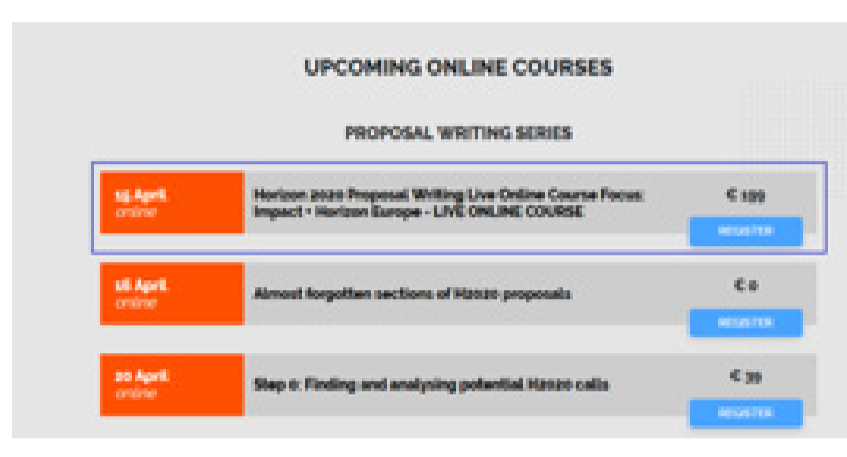
1. Click on the Courses tab.



2. Scroll down to the Online Course series, select the series you are interested in and click on **COURSES**.



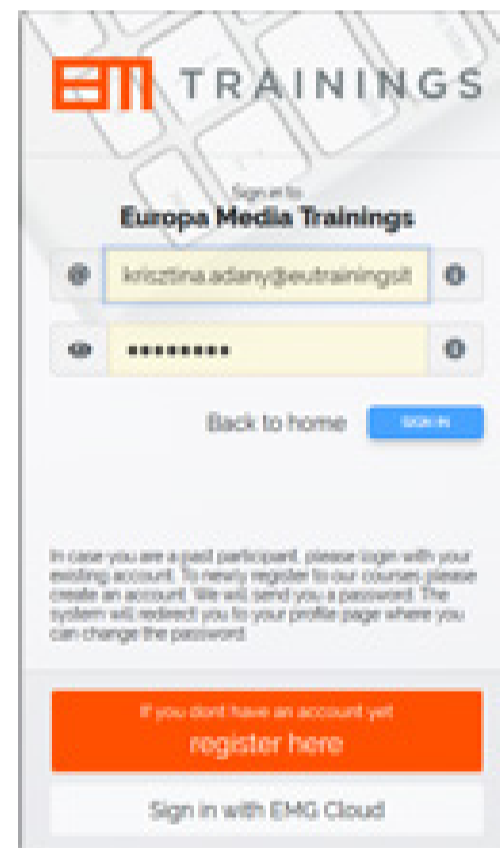
3. Select the training course you wish to register to and click on **REGISTER**.



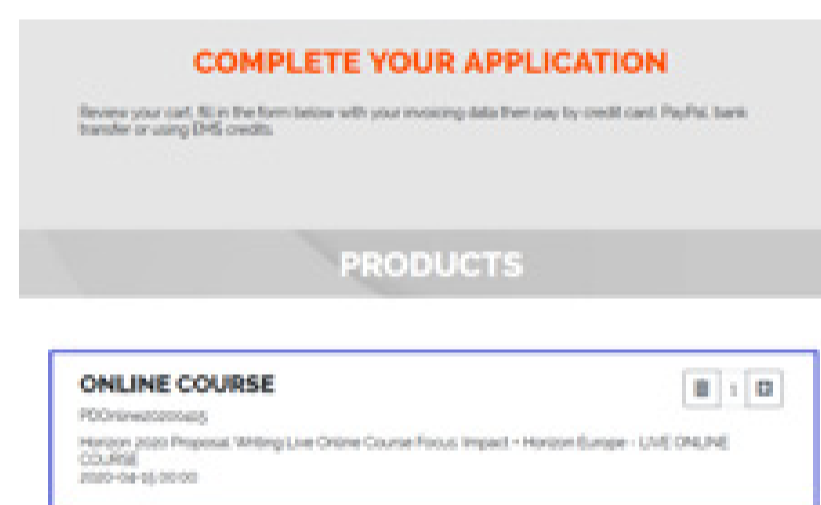
4. Scroll to the bottom of the course description and click on **REGISTER**.



5. Log in to the website if you already have an account or register to the website (not to the course!) if you don't have an account yet.



6. Now you have your first course in your cart. You can finish your registration to this course by scrolling down and filling in the invoicing details and selecting your payment method (see step 11). In case you wish to add one or more courses to your cart, proceed with step 7.

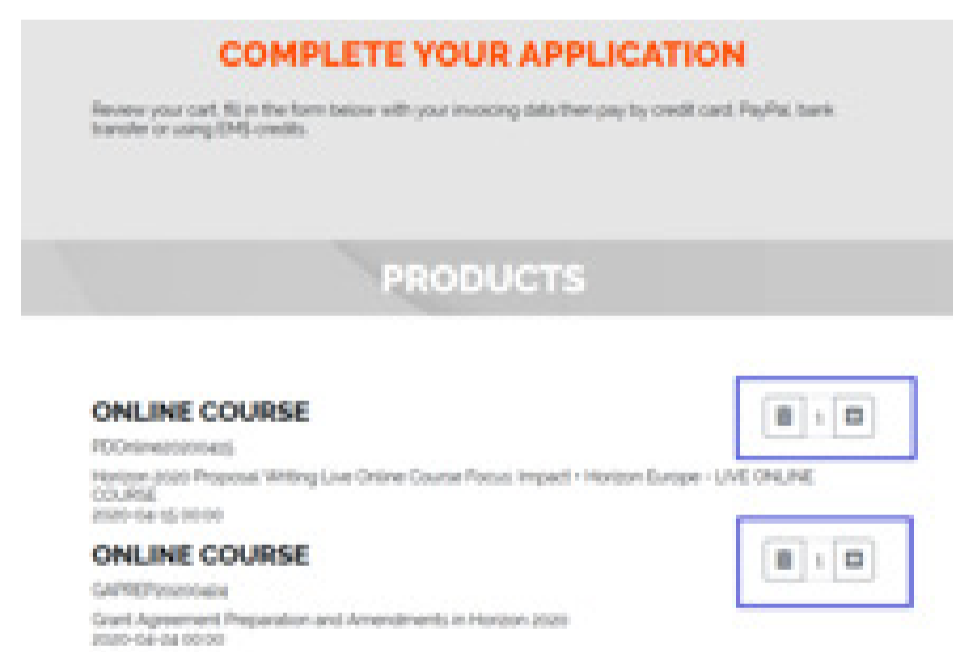


7. Click on **Courses** and select the course series you are interested in (same as step 1 & 2).

8. Select the next training course you wish to register to and click on **REGISTER** (same as step 3).

9. Scroll to the bottom of the course description and click on **REGISTER** (same as step 4).

10. Now you have your second course in your cart. You can finish your registration to this course at this point with scrolling down and filling the invoicing details and selecting your payment method. In case you wish to add one or more courses to your cart, go back to step 7 and select additional courses.



11. Finish your registration by entering your invoicing details and selecting the payment method (payment by credit/debit card, EMG Credit or bank transfer). If you have a voucher code, it can be added at this point too. Don't forget to accept the terms & conditions and then simply click on **CHECKOUT** and proceed with the payment in order to finalize your registration.

