



**Master of Finance  
and EC Audits**

# **Financial rules of Horizon Europe and H2020**

**Speaker: Gábor Kitley**

*Founder and CEO of Europa Media Trainings*

21-23 February 2024

# **Part 1 / Chapter One**

**The Hitchhiker's guide to Financial Reporting**

# Why Reporting costs?

- „Budget-based, mixed actual cost grant” (HE Art. 5.1)
  - In 90-95% of the actions funding is based on actual/unit-based direct costs incurred and reported
  - Apart from:
    - Lump-sums financed actions (e.g., IA-LS)

# Lump sum basics

## Good to know

- Lump sum funding was tested in a pilot under Horizon 2020.
- Lump sum was designed to make the programme easier and simpler - especially for small organisations and newcomers - by removing the need to report actual costs
- The pilot was assessed in two independent studies
- Lump sum funding was slowly introduced in the 2022 Work Programme
- The first significant wave of lump sum topics are now open in the 2023-2024 Work Programmes
- Improved guidance to clarify how lump sum funding works



# GOOD TO KNOW....

## ACTUAL COST GRANT

- Actual cost reporting used since the beginning of FP1
- Based on a fair, transparent approach and real cost incurred
- No need for proofs until cost incurred: budget with minimal effort, reporting with full-details
- Great built-in flexibility (?) as project implementation requires modifications:
  - In between cost categories
  - In between beneficiaries
  - Timing and costs
- Decent amount of documentation needed

## LUMP SUM GRANT

- Lump sum was designed to make the programme easier and decrease the financial errors of actual cost reporting.
- NO actual cost reporting
- NO CFS
- Requires more time to prepare your budget and justify your cost at proposal stage
- Flexibility during project implementation – bit more administration
- Less documentation needed

# Why Reporting costs?

- „Budget-based, mixed actual cost grant” (HE Art. 5.1)
  - In 90-95% of the actions **funding is based on actual/unit-based direct costs incurred** and reported
  - Apart from:
    - Lump-sums financed actions (e.g., IA-LS)
    - Pre-fixed unit-cost grants (e.g., MSCA)
    - Flat-rate financed costs (for the indirect costs)

No joint financial responsibility but joint technical responsibility!

# Part 1 / Chapter Two

From „Accounted” to „Reportable”

# The „LOGIC”

Duly accounted in the PnL's?

No

(exception of in-kind by third parties (foreseen))





# Accounting or Reporting

***„all cost reported must be in line with the beneficiary’s usual cost accounting practices”***

*(H2020 GA; Art.6.1.a – HE GA; Art.6.1a)*

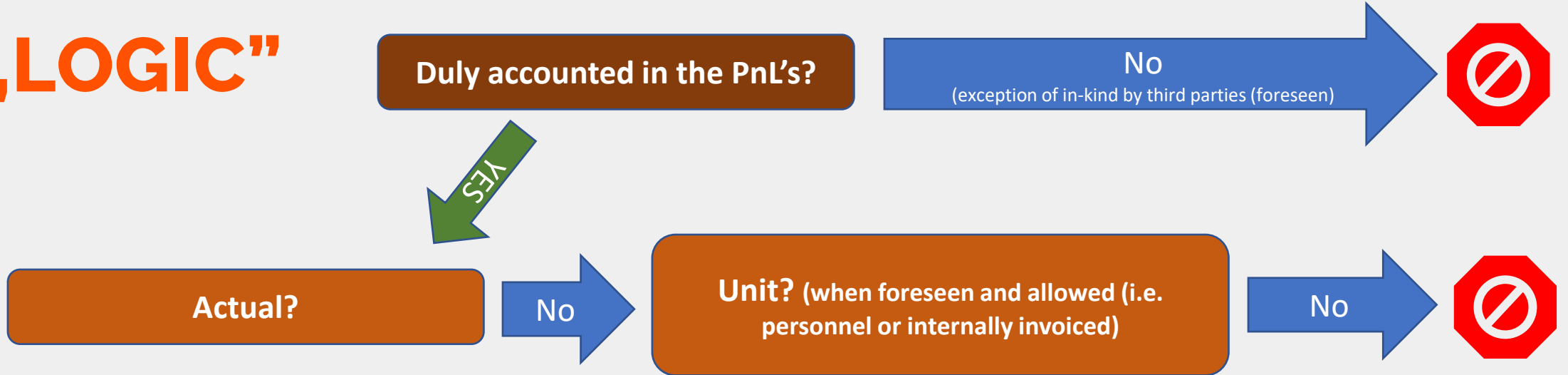
Compare the following:

**Do I have to do** anything differently compared to normal businesses?

VS

**Can I do** anything differently compared to normal businesses?

# The „LOGIC”



# Actual-cost versus Unit-cost



€86.000  
-----= €50/hour x 100 hours on project = €5.000  
1720 Hours



€77.400  
-----= €45/hour x 100 hours on project = €4.500  
1720 Hours




€94.600  
-----= €55/hour x 100 hours on project = €5.500  
1720 Hours



€82.560  
-----= €48/hour x 100 hours on project = €4.800  
1720 Hours

Total actual personnel cost: €19.800



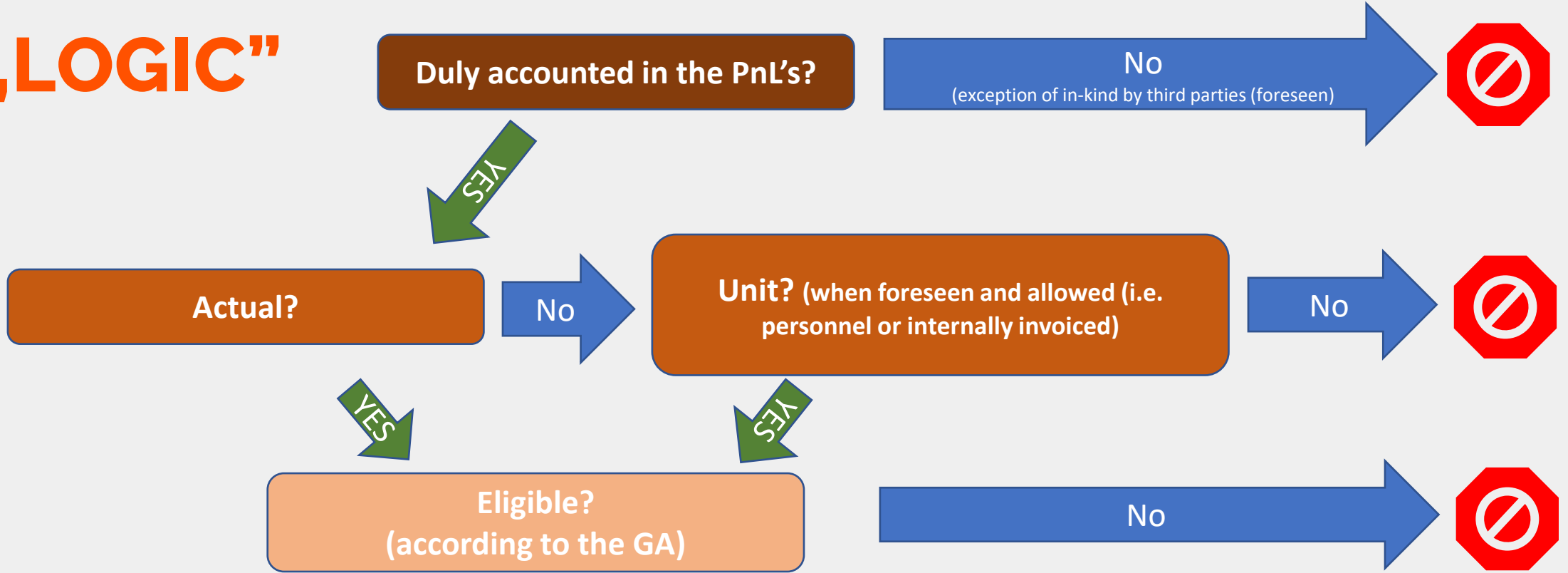
Team: Researchers:

Unit cost: **€ 50/hour\***

Total hours spent on  
the project by Team  
Researchers: **400**


Total unit-based  
personnel cost:  
**€20.000**

# The „LOGIC”



# What makes **ANY** cost **ELIGIBLE**?

- It is duly accounted in the Beneficiary's Profit & Loss Accounts

 Exceptions?

- In compliance with the relevant applicable national laws

- Incurred during the implementation of the project

 Exceptions?

- In accordance with the Beneficiary's usual accounting and management principles

 Exceptions?

- Foreseen in the project's budget
- Needed for and linked to the project's implementation
- **Reasonable, justifiable – efficient!!!**

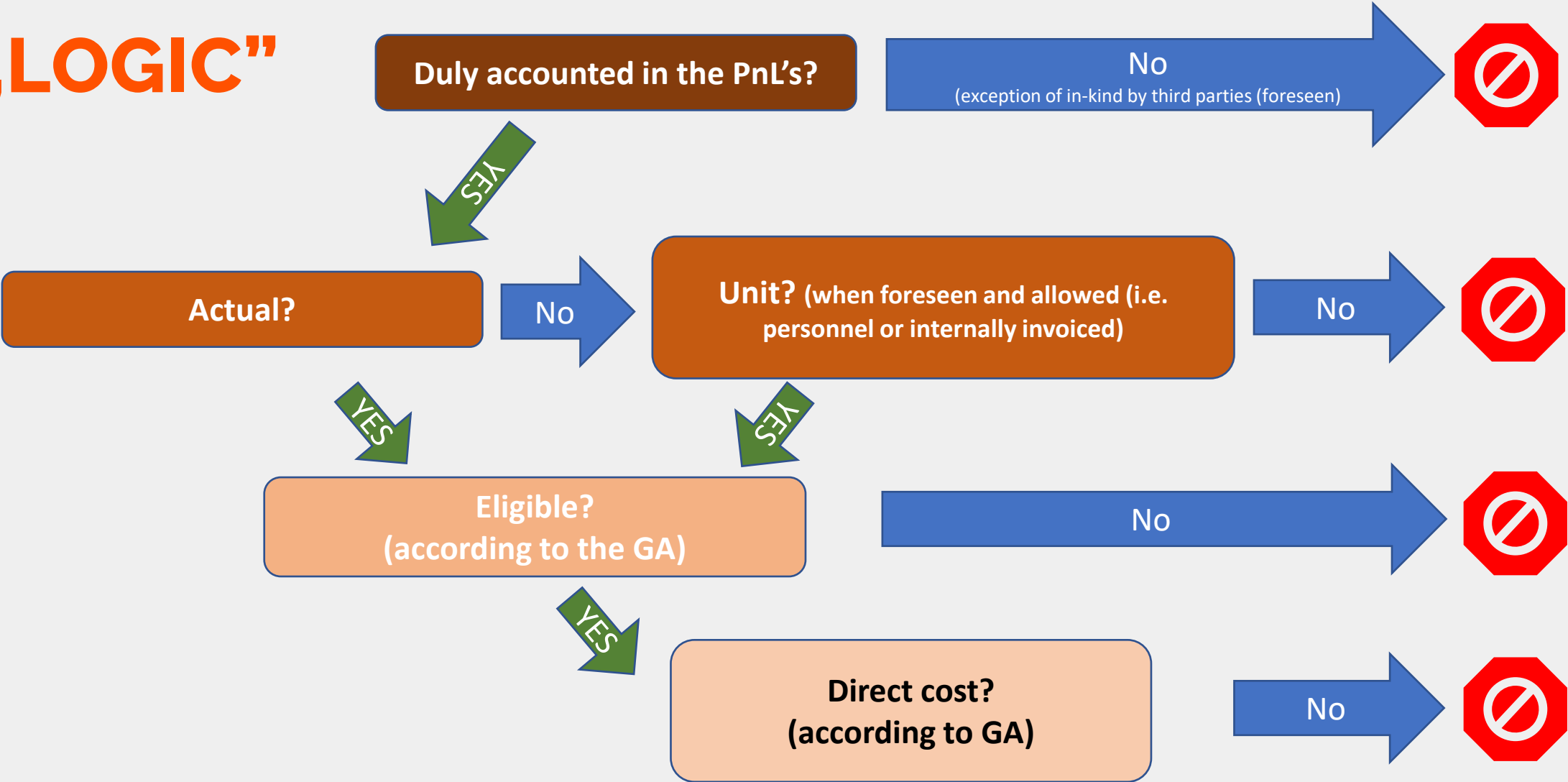


# What makes a cost **NON-ELIGIBLE**?



- **Not foreseen** in the proposal/GA (particularly the subcontracting!)
- Related to return on capital, debt and debt-service charges, future losses or debts
- Interest owed, future liabilities
- **Currency exchange losses**
- Bank costs charged by the Beneficiary's bank for receiving the transfers of grants from the EC
- **Excessive or reckless expenditure**
- Deductible VAT
- Cost incurred during suspension of the action
- **Double funding** – no mixing of EU Grants!

# The „LOGIC”



# What makes any costs DIRECT costs?

## Can be directly linked with the project

The Beneficiary has to ***prove the link*** between the project and the costs

Example: travel costs to Brussels - link: project meeting in Brussels, reported in the (periodic) reports

## Can be proportionated to the project

The Beneficiary must provide evidence on the ***“usage-rate”***

Example: salary cost of a staff member - timesheets show the link and help identify the involvement level





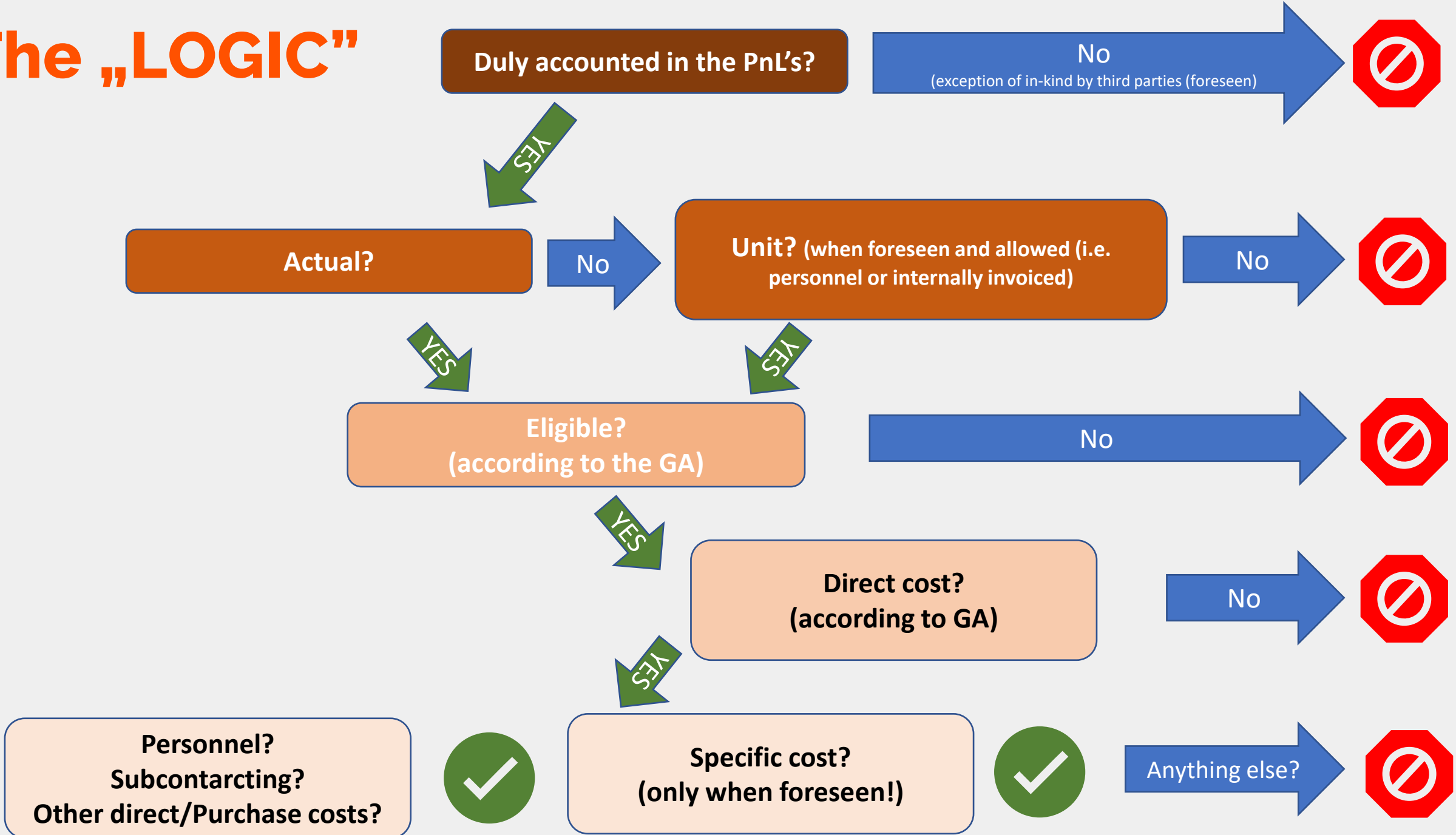
# What makes any costs **INDIRECT** costs?

**Cannot be measured directly** due to practical or administrative reasons:

- Overheads or running costs
- Equipment or staff costs, if cannot be proportionated or linked to the project
- Any other costs with no linked to the project (i.e. travel “forgotten” to be reported; Equipment fully depreciated, etc.)



# The „LOGIC”



# Direct Cost Categories

## H2020

### Personnel cost

as actual costs  
as unit costs

### Subcontracting

as actual costs only!

### Other direct costs, including

Travel cost – as actual costs only!  
Equipment and infrastructure costs- as actual costs only!  
Other costs and services – as actual costs only!

### Providing financial support to third parties (only if foreseen by the EC)

as actual costs only!

### Internally invoiced goods and services

as unit costs

### Costs of Large-scale infrastructure (optional)

### Specific Unit costs (only if foreseen by the EC):

Energy Efficiency measures – as unit cost set by the EC  
Cost of Clinical Trials – as unit cost calculated by the Beneficiary(es)  
Access cost to Research Infrastructure – as unit costs calculated by the Beneficiary

## HE

### Standard:

### Personnel cost (A)

as actual costs  
as unit costs

### Subcontracting (B)

as actual costs only!

### Purchase cost (C)

Travel cost – as actual costs only! (C1)  
Equipment - as actual costs only! (C2)  
Other goods and services – as actual costs only! (C3)

### Programme-specific cost categories:

### Other costs (D)

### Financial support to Third Parties (FSTP) (D1)

### Internally invoiced goods and services (D2)

*Transnational access cost to Research Infrastructure (D3)*

*Virtual access cost to Research Infrastructure (D4)*

*PCP/PPI (D5)*

*Euratom Cofund staff mobility costs (D6)*

*ERC Additional funding (D7)*

*ERC Additional funding – SC, FSTP, IIGS (D8)*

# Part II / Chapter One

Personnel cost - Options

# Personnel cost reporting

There are far more options than you can imagine...

- Employees
- Seconded Employees
- In-house consultants
- SME-owner rate
- Natural person rate

# Personnel cost reporting

## H2020

- **Employees**
  - Actual-cost based
    - Fiscal-year based calculation, with
      - 1720
      - Actual hours
      - Beneficiary's standard hours
    - Monthly based calculation, with
      - 1/12 of Beneficiary's standard hours
      - 1/12 of 1720
  - Unit-cost based
    - For all employees
    - For selected categories
    - Set by the beneficiary
    - Set by the GA – MSCA actions
  - Special calculation
    - National reference rates
    - Project based remunerations
    - Additional remuneration
- **Seconded Employees**
- **In-house consultants**
- **SME-owner rate**
- **Natural person rate**

## HE

- **Employees:**
  - Actual cost based:
    - **Reporting-period based** calculation with the **215 days/year/FTE FIXED**, and adjusted to the length of the RP and (?) the status of the employee
    - ***Or, alternatively..... ☺...yearly calculation with 215 days/year***
    - **NO monthly option**
  - Unit costs
    - Same (?) as in H2020
  - Special Calculation
    - National reference rates /project-based remuneration
    - **NO additional remuneration option**
- **Seconded employees**
- **In-house consultants**
- **SME Owners**
- **Natural Persons**

# Time recording

Every Beneficiary must have a reliable and certified time recording system, recording ALL hours (H2020)/days **(?? HE)** worked on the action, person by person!

**Exception:** One works on the project exclusively, full-time: a certified declaration is sufficient!

TIME RECORDING FOR A HORIZON 2020 ACTION					Month	Year																											
Title of the Action (Acronym)				Grant Agreement Number																													
Beneficiary's / third party's name																																	
Person working in the action																																	
Name of the person				Type of personnel <small>(see art. 6.2.A grant agreement)</small>																													
	DAY	1	2	3	4	5	6	7	8	9	10	11	12	13	14	15	16	17	18	19	20	21	22	23	24	25	26	27	28	29	30	31	Σ
Reference <small>e.g. Work Package</small>																																	
Σ Hours																																	
Short description of the activities carried out in the month:																																	
Signed (Name of the person):				Signed (Name of the supervisor):																													
Date:				Date:																													
Signature:				Signature:																													

# Time recording

Every Beneficiary must have a reliable and certified time recording system, recording ALL hours (H2020)/days (**?? HE**) worked on the action, person by person!

**Exception:** One works on the project a certified declaration is sufficient

For persons who work for the action (regardless if they are full-time or part-time employees and/or if they work exclusively or not for the action; **new for 2021-2027**), the beneficiary may either:

- use reliable time records (*i.e. time-sheets*) either on paper or in a computer-based time recording system, to record (at least) all the hours worked in the action

Reliable time records must be dated and signed at least monthly by the person working for the action and their supervisor.

If the time recording system is computer-based, the signatures may be electronic (*i.e. linking the electronic identity data, e.g. a password and user name, to the electronic validation data*), with a documented and secure process for managing user rights and an auditable log of all electronic transactions.

or

- sign a monthly declaration on days spent for the action ([template](#)).

TIME RECORDING FOR A HORIZON 2020 ACTION		Month	Year
Title of the Action (Acronym)	Grant Agreement Number		
Beneficiary's / third			

31	Σ
----	---



# Time recording

Every Beneficiary must have a reliable and certified time recording system, recording ALL hours (H2020)/days (**?? HE**) worked on the action, person by person!

**Exception:** One works on the project exclusively, full-time: a certified declaration is sufficient!

EU GRANTS DECLARATION OF DAYS WORKED ON A PROJECT				YEAR:
Project acronym:		Project number:		
Participant name:				
Name of the person:		Type of personnel: <small>(employee/ natural person under direct contract/ seconded/ other)</small>		
Month	Days worked in the action <small>(4,5, 1,5, 7,5, 0,5)</small>	Work Packages worked on <small>(WP1; WP2; WP5)</small>	Date and signature of the person	Name, date and signature of the supervisor
January			Signature: / /20XX	Name: / /20XX Signature:
February			Signature: / /20XX	Name: / /20XX Signature:
March			Signature: / /20XX	Name: / /20XX <u>Signature:</u>
April			Signature: / /20XX	Name: / /20XX Signature:
May			Signature: / /20XX	Name: / /20XX Signature:
June			Signature: / /20XX	Name: / /20XX Signature:
July			Signature: / /20XX	Name: / /20XX Signature:
August			Signature: / /20XX	Name: / /20XX Signature:
September			Signature: / /20XX	Name: / /20XX Signature:
October			Signature: / /20XX	Name: / /20XX Signature:
November			Signature: / /20XX	Name: / /20XX Signature:
December			Signature: / /20XX	Name: / /20XX Sign.
TOTAL				

# Part II / Chapter Two

Personnel cost - Employees

# Personnel costs – DEFAULT (,Case 1A')

## 3 Steps to follow:

### 1. Eligible salary costs - *Whose and what part can be included?*

- **WHO?** - Project personnel working at the Beneficiary and ASSIGNED to the Grant
- **WHAT?** - Basic salary plus all mandatory charges and taxes - but excluding any other costs paid for his/her USUAL work/duties

### 2. Eligible hourly/daily rate – *via various calculation protocols:*

- **H2020: Hourly rate** - yearly (1720/Actual/Beneficiary standard (BS) ) or Monthly (1720 and BS)
- **HE: daily rate** – reporting period based (!!!!) with a yearly 215 days/FTE + 3 different day equivalent calculations if needed (contracted, BS, 8)/alternatively (?) calendar year based calculation

### 3. Eligible personnel costs:

- **H2020:** Eligible *hourly rate x hours worked* on the project – with special rules
- **HE:** Eligible *day-rate x days worked* on the project – with special rules, but different ones...



# Step 1 – Eligible Salary costs

## Who and what can be included?



### Eligible salary components:

- Usual **gross salary** stated on the payroll
- **Social security contribution** paid (a.k.a. charges paid by the employer)
- Taxes included in the remuneration
- Mandatory complements to the basic salary (*including 13<sup>th</sup> month salary or similar*)
- **Variable components**, when set at the Beneficiary's level (*including extra salary, must not be arbitrary*)



### Non-eligible salary components:

- **Any salary component paid for working on the project ("triggered by the action")**
- Recruitment costs/HR costs, etc.
- Internal overheads/Future liabilities
- Staff by temporary workforce agency(ies)



### Specific cases to be discussed:

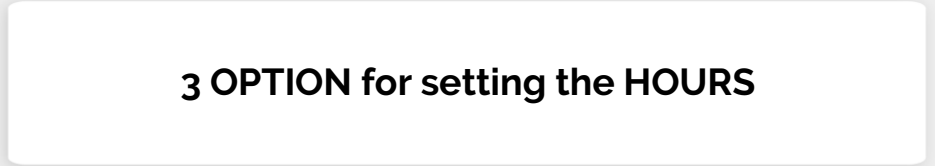
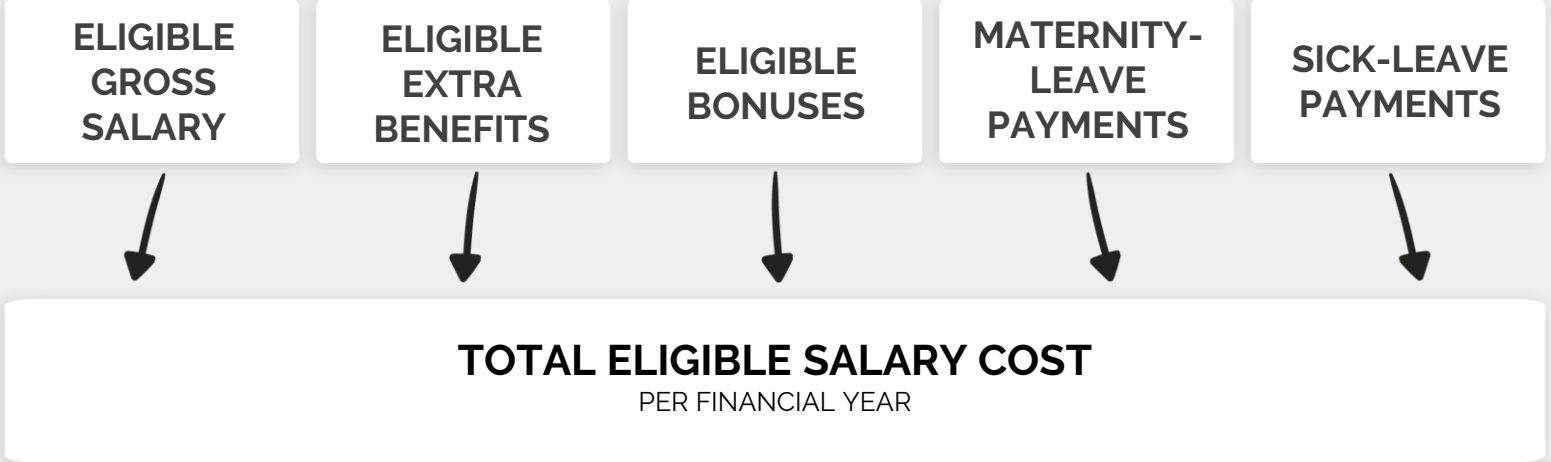
- Overtime?
- Tele-working?
- End-of-contract indemnities
- In-kind benefits (like company cars)?
- Lost academic fees
- Sick-leave
- Parental (maternity) leave

# Step 2 – Eligible hourly rate (H2020)

## Option 1 - Fiscal-year based calculation for employees



**HOURLY RATE**



## Step 2: Daily rate calculation (HE)

They must be limited to salaries [*additional OPTION for programmes with parental leave*: (including net payments during parental leave)], social security contributions, taxes and other costs linked to the remuneration, if they arise from national law or the employment contract (or equivalent appointing act) and be calculated on the basis of the costs actually incurred, in accordance with the following method:

{daily rate for the person

multiplied by

number of day-equivalents worked on the action (rounded up or down to the nearest half-day)}.

The daily rate must be calculated as:

{annual personnel costs for the person

divided by

215}

Daily rate for the RP

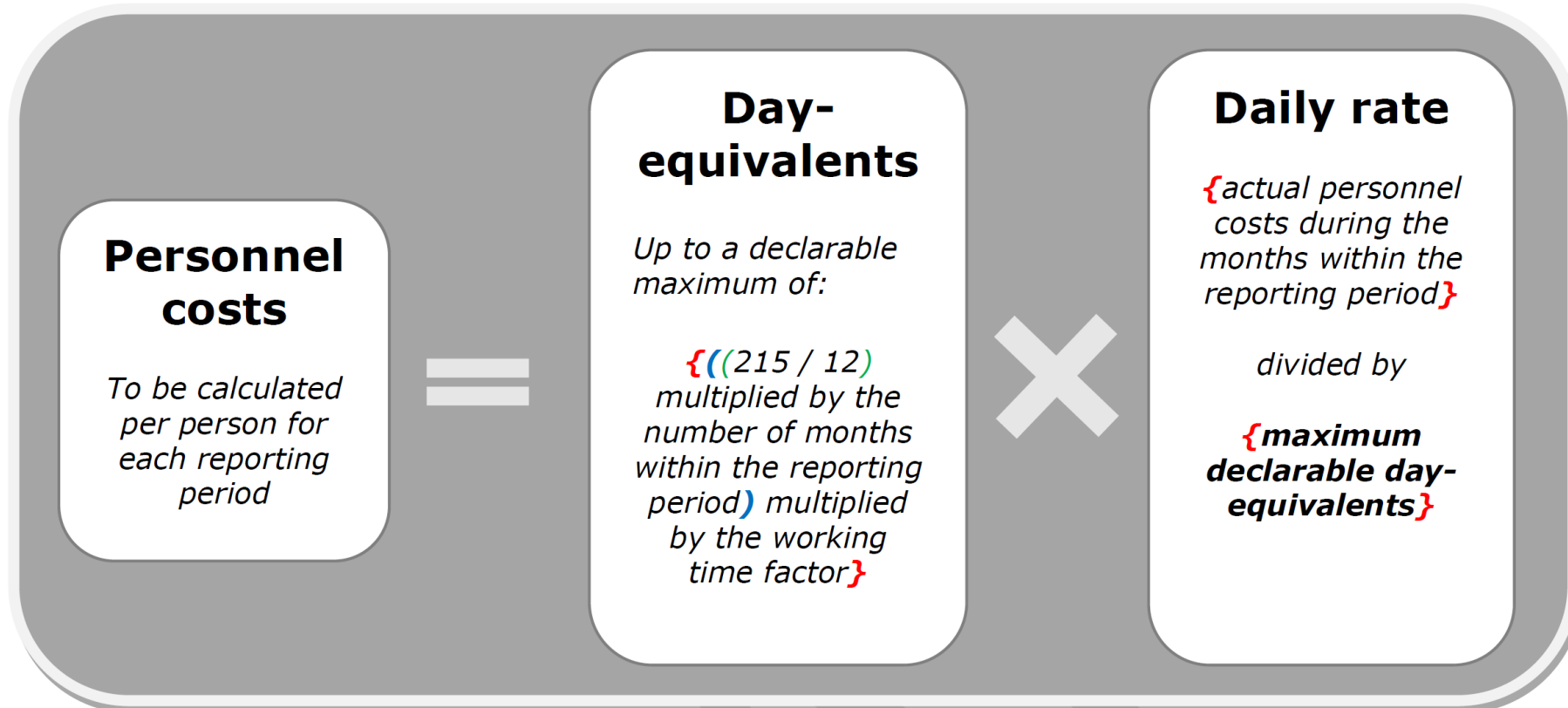


Days worked during RP

{**daily rate for the person** multiplied by **number of actual days** worked on the action (rounded up or down to the nearest half-day)}

## Step 2: Daily rate calculation (HE)

**2.1.4 Calculation** of the personnel costs. In most cases you have to calculate your personnel costs for the action as follows:



You must do these calculations normally once per reporting period (RP)<sup>6</sup> for each person who worked in the action.

## Step 2: Daily rate calculation (HE)

### Eligible salary costs are limited to:

- include net payments during parental leave, social security contributions, taxes and other costs linked to the remuneration, if they arise from national law or the employment contract (or equivalent appointing act).

### How to calculate the daily rate?

$$\text{Daily Rate} = \frac{\text{Total eligible personnel costs of the employee over the reporting period}}{\text{Maximum declarable day-equivalent over the reporting period over the reporting period}}$$

### How to calculate eligible personnel costs?

- <sup>6</sup> Alternatively, the calculation may be done separately for each calendar year within the reporting period, if this is consistently applied. In that case, the '*number of months within the reporting period*' referred to in the formulas is to be understood as the number of months of the respective calendar year that are within the reporting period.





## Step 2: Daily rate calculation (HE)

### Eligible salary costs are limited to:

- include net payments during parental leave, social security contributions, taxes and other costs linked to the remuneration, if they arise from national law or the employment contract (or equivalent appointing act).

### How to calculate the daily rate?

$$\text{Daily Rate} = \frac{\text{Total eligible personnel costs of the employee over the reporting period}}{\text{Maximum declarable day-equivalent over the reporting period over the reporting period}}$$

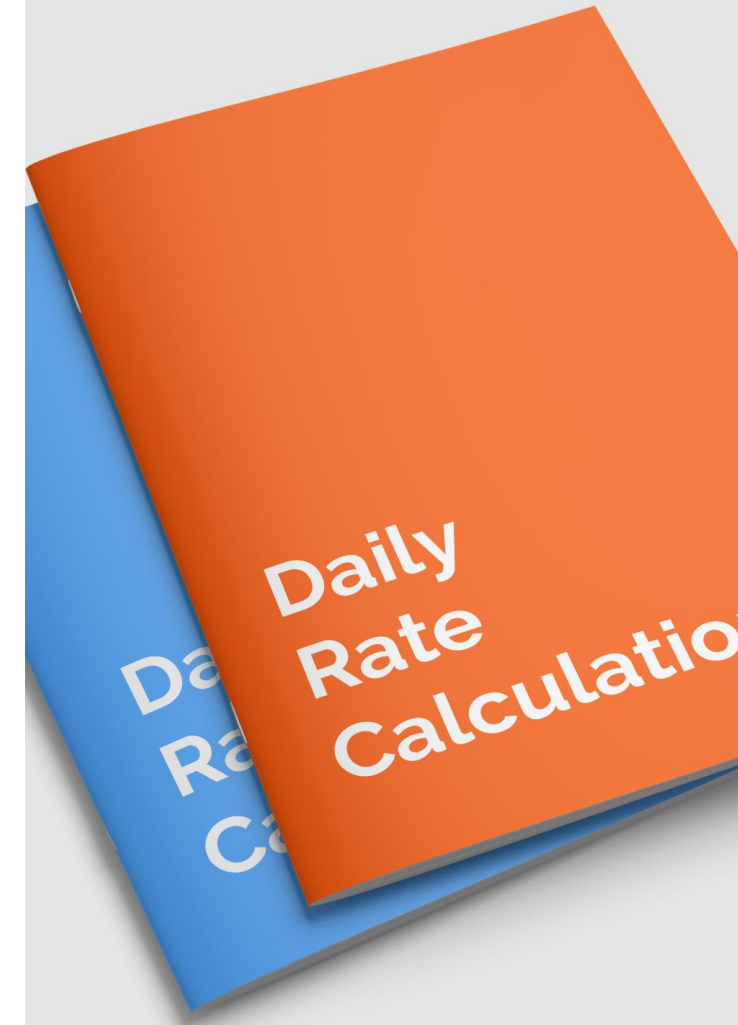
### How to calculate eligible personnel costs?

Daily rate for the RP



Days worked during RP

*{daily rate for the person multiplied by number of actual days worked on the action (rounded up or down to the nearest half-day)}*



# Time recording system in hours

## Day equivalent – 3 conversion rules at hand

**1. A conversion based on a fixed number of hours (e.g. for beneficiaries with no reference in their contracts nor standard annual productive hours): 1 day-equivalent= 8 hours**

**2. A conversion based on the average number of hours that the person must work per working day according to her/his contract.**

*EXAMPLE: If the contract says that the person must work 37,5 hours per week distributed in 5 working days, a day-equivalent for the person is 7,5 hours (37,5/5). In the same example if the person works 50%, part time, the day-equivalent would be 3,75 hours (18,75/5)*

**3. A conversion based on the usual standard annual productive hours of the Beneficiary, if it is at least 90% of the annual workable hours of the beneficiary**

*EXAMPLE: Standard annual productive hours of the beneficiary=1558,75. Standard annual workable hours of the beneficiary=1700.*

$1700 \times 90\% = 1530 < 1558,75$        $1558,75 / 215 = 7,25 \text{ hours} = 1 \text{ day-equivalent}$

# Part II / Chapter Three

Employees – calculation examples

# Example: Eligible personnel cost calculations:

## Project „Hybrid”

- Start Date: 01/SEP/2021
- End Date: 31/AUG/2024
- Duration: 36 months
- RP1: M1-M18
- RP2: M19-M36

## Employee „Z”

- Employed since 2011
- Category: researcher
- FTE: 1
- **Works 50 hours on the project „HYBRID” each month**

## Beneficiary „U”

- Regular, yearly salary raise, effective from each July
- 13th month salary
- Performance related bonuses paid each year
- 1000 EUR each month is paid to all involved in H2020/HE project(s)
- **H2020/YPH: 1720 / 1634 (BS)**
- **HE/DE: unknown (8) / 7,6**

# Example - Fiscal Year based calculation for employees - 2021

## Gross salary

- ✓ Jan 5.000 €
- ✓ Feb 5.000 €
- ✓ Mar 5.000 €
- ✓ Apr 5.000 €
- ✓ May 5.000 €
- ✓ June 5.000 €
- ✓ July 5.500€
- ✓ Aug 5.500€
- ✓ Sept 5.500€
- ✓ Oct 5.500€
- ✓ Nov 5.500€
- ✓ Dec 5.500€
- ✓ X-mas bonus: 5.500€

## Other salary cost

- ✓ Employer's taxes, in total: 14.900€
- ✓ Annual bonus: 6.000€
- ✗ Project bonus: 4.000€

# Example - Fiscal Year based calculation for employees - 2021

## Gross salary

- ✓ Jan 5.000 €
- ✓ Feb 5.000 €
- ✓ Mar 5.000 €
- ✓ Apr 5.000 €
- ✓ May 5.000 €
- ✓ June 5.000 €
- ✓ July 5.500€
- ✓ Aug 5.500€
- ✓ Sept 5.500€
- ✓ Oct 5.500€
- ✓ Nov 5.500€
- ✓ Dec 5.500€
- ✓ X-mas bonus: 5.500€

## Other salary cost

- ✓ Employer's taxes, in total: 14.900€
- ✓ Annual bonus: 6.000€
- ✗ Project bonus: 4.000€

## Total eligible salary cost for the fiscal year

6x5.000 €

6x5.500 €

1x5.500 €

14.900 €

6.000 €

---

89.400 €

# Example - Fiscal Year based calculation for employees -2022

## Gross salary

- ✓ Jan 5.500€
- ✓ Feb 5.500€
- ✓ Mar 5.500€
- ✓ Apr 5.500€
- ✓ May 5.500€
- ✓ June 5.500€
- ✓ July 6.000€
- ✓ Aug 6.000€
- ✓ Sept 6.000€
- ✓ Oct 6.000€
- ✓ Nov 6.000€
- ✓ Dec 6.000€
- ✓ X-mas bonus: 6.000€

## Other salary cost

- ✓ Employer's taxes, in total: 16.440€
- ✓ Annual Bonus 7.200 €
- ✗ Project bonus: 12.000€

## Total eligible salary cost for the fiscal year

6x5.500 €

6x 6.000 €

1x 6.000 €

16.440 €

7.200 €

---

98.640 €

# Example - Fiscal Year based calculation for employees - 2023

## Gross salary

- ✓ Jan 6.000€
- ✓ Feb 6.000€
- ✓ Mar 6.000€
- ✓ Apr 6.000€
- ✓ May 6.000€
- ✓ June 6.000€
- ✓ July 6.500€
- ✓ Aug 6.500€
- ✓ Sept 6.500€
- ✓ Oct 6.500€
- ✓ Nov 6.500€
- ✓ Dec 6.500€
- ✓ X-mas bonus: 6.500€

## Other salary cost

- ✓ Employer's taxes, in total: 17.980€
- ✓ Annual Bonus: 8.400€
- ✗ Project bonus: 12.000€

## Total eligible salary cost for the fiscal year

6x6.000 €  
6x 6.500 €  
1x 6.500 €  
17.980 €  
8.400 €

---

**107.880 €**



# Example - Fiscal Year based calculation for employees - 2024

## Gross salary

- ✓ Jan 6.500€
- ✓ Feb 6.500 €
- ✓ Mar 6.500 €
- ✓ Apr 6.500 €
- ✓ May 6.500 €
- ✓ June 6.500 €
- ✓ July 7.000€
- ✓ Aug 7.000 €
- ✓ Sept 7.000 €
- ✓ Oct 7.000 €
- ✓ Nov 7.000 €
- ✓ Dec 7.000 €
- ✓ X-mas bonus: 7.000 €

## Other salary cost

- ✓ Employer's taxes, in total: 19.520€
- ✓ Annual Bonus: 9.600€
- ✗ Project bonus: 8.000€

## Total eligible salary cost for the fiscal year

6x6.500 €

6x 7.000 €

1x 7.000€

19.520€

9.600€

---

117.120 €

2021		13 <sup>th</sup> month			eligible		
	Gross Salary	salary	Annual Bonus	eligible gross salary	employer's charges	eligible total salary costs	
	JAN	5 000,00 €	- €	- €	5 000,00 €	1 000,00 €	6 000,00 €
	FEB	5 000,00 €	- €	- €	5 000,00 €	1 000,00 €	6 000,00 €
	MAR	5 000,00 €	- €	- €	5 000,00 €	1 000,00 €	6 000,00 €
	APR	5 000,00 €	- €	- €	5 000,00 €	1 000,00 €	6 000,00 €
	MAY	5 000,00 €	- €	- €	5 000,00 €	1 000,00 €	6 000,00 €
	JUN	5 000,00 €	- €	- €	5 000,00 €	1 000,00 €	6 000,00 €
	JUL	5 500,00 €	- €	- €	5 500,00 €	1 100,00 €	6 600,00 €
	AUG	5 500,00 €	- €	- €	5 500,00 €	1 100,00 €	6 600,00 €
RP1	SEP	5 500,00 €	- €	- €	5 500,00 €	1 100,00 €	6 600,00 €
	OCT	5 500,00 €	- €	- €	5 500,00 €	1 100,00 €	6 600,00 €
	NOV	5 500,00 €	- €	- €	5 500,00 €	1 100,00 €	6 600,00 €
	DEC	5 500,00 €	5 500,00 €	6 000,00 €	17 000,00 €	3 400,00 €	20 400,00 €
		<b>63 000,00 €</b>	<b>5 500,00 €</b>	<b>6 000,00 €</b>	<b>74 500,00 €</b>	<b>14 900,00 €</b>	<b>89 400,00 €</b>

2022		13 <sup>th</sup> month			eligible		
	Gross Salary	salary	Annual Bonus	eligible gross salary	employer's charges	eligible total salary costs	
RP1	JAN	5 500,00 €	- €	- €	5 500,00 €	1 100,00 €	6 600,00 €
	FEB	5 500,00 €	- €	- €	5 500,00 €	1 100,00 €	6 600,00 €
	MAR	5 500,00 €	- €	- €	5 500,00 €	1 100,00 €	6 600,00 €
	APR	5 500,00 €	- €	- €	5 500,00 €	1 100,00 €	6 600,00 €
	MAY	5 500,00 €	- €	- €	5 500,00 €	1 100,00 €	6 600,00 €
	JUN	5 500,00 €	- €	- €	5 500,00 €	1 100,00 €	6 600,00 €
	JUL	6 000,00 €	- €	- €	6 000,00 €	1 200,00 €	7 200,00 €
	AUG	6 000,00 €	- €	- €	6 000,00 €	1 200,00 €	7 200,00 €
	SEP	6 000,00 €	- €	- €	6 000,00 €	1 200,00 €	7 200,00 €
	OCT	6 000,00 €	- €	- €	6 000,00 €	1 200,00 €	7 200,00 €
	NOV	6 000,00 €	- €	- €	6 000,00 €	1 200,00 €	7 200,00 €
	DEC	6 000,00 €	6 000,00 €	7 200,00 €	19 200,00 €	3 840,00 €	23 040,00 €
	<b>69 000,00 €</b>	<b>6 000,00 €</b>	<b>7 200,00 €</b>	<b>82 200,00 €</b>	<b>16 440,00 €</b>	<b>98 640,00 €</b>	

2023		13 <sup>th</sup> month			eligible		
	Gross Salary	salary	Annual Bonus	eligible gross salary	employer's charges	eligible total salary costs	
RP1	JAN	6 000,00 €	- €	- €	6 000,00 €	1 200,00 €	7 200,00 €
	FEB	6 000,00 €	- €	- €	6 000,00 €	1 200,00 €	7 200,00 €
RP2	MAR	6 000,00 €	- €	- €	6 000,00 €	1 200,00 €	7 200,00 €
	APR	6 000,00 €	- €	- €	6 000,00 €	1 200,00 €	7 200,00 €
	MAY	6 000,00 €	- €	- €	6 000,00 €	1 200,00 €	7 200,00 €
	JUN	6 000,00 €	- €	- €	6 000,00 €	1 200,00 €	7 200,00 €
	JUL	6 500,00 €	- €	- €	6 500,00 €	1 300,00 €	7 800,00 €
	AUG	6 500,00 €	- €	- €	6 500,00 €	1 300,00 €	7 800,00 €
	SEP	6 500,00 €	- €	- €	6 500,00 €	1 300,00 €	7 800,00 €
	OCT	6 500,00 €	- €	- €	6 500,00 €	1 300,00 €	7 800,00 €
	NOV	6 500,00 €	- €	- €	6 500,00 €	1 300,00 €	7 800,00 €
	DEC	6 500,00 €	6 500,00 €	8 400,00 €	21 400,00 €	4 280,00 €	25 680,00 €
	<b>75 000,00 €</b>	<b>6 500,00 €</b>	<b>8 400,00 €</b>	<b>89 900,00 €</b>	<b>17 980,00 €</b>	<b>107 880,00 €</b>	

2024		13 <sup>th</sup> month			eligible		
	Gross Salary	salary	Annual Bonus	eligible gross salary	employer's charges	eligible total salary costs	
RP2	JAN	6 500,00 €	- €	- €	6 500,00 €	1 300,00 €	7 800,00 €
	FEB	6 500,00 €	- €	- €	6 500,00 €	1 300,00 €	7 800,00 €
	MAR	6 500,00 €	- €	- €	6 500,00 €	1 300,00 €	7 800,00 €
	APR	6 500,00 €	- €	- €	6 500,00 €	1 300,00 €	7 800,00 €
	MAY	6 500,00 €	- €	- €	6 500,00 €	1 300,00 €	7 800,00 €
	JUN	6 500,00 €	- €	- €	6 500,00 €	1 300,00 €	7 800,00 €
	JUL	7 000,00 €	- €	- €	7 000,00 €	1 400,00 €	8 400,00 €
	AUG	7 000,00 €	- €	- €	7 000,00 €	1 400,00 €	8 400,00 €
	SEP	7 000,00 €	- €	- €	7 000,00 €	1 400,00 €	8 400,00 €
	OCT	7 000,00 €	- €	- €	7 000,00 €	1 400,00 €	8 400,00 €
	NOV	7 000,00 €	- €	- €	7 000,00 €	1 400,00 €	8 400,00 €
	DEC	7 000,00 €	7 000,00 €	9 600,00 €	23 600,00 €	4 720,00 €	28 320,00 €
	<b>81 000,00 €</b>	<b>7 000,00 €</b>	<b>9 600,00 €</b>	<b>97 600,00 €</b>	<b>19 520,00 €</b>	<b>117 120,00 €</b>	

# Step 2+3a: How to do it in H2020?

# 1720

## Hourly rates:

- 2021: €89.400 / 1720 = 51,98 €/h
- 2022: €98.640 / 1720 = 57,35 €/h
- 2023: €107.880 / 1720 = 62,72 €/h
- 2024 €117.120 / 1720 = 68,09 €/h

## RP1: 01/SEP/2021 - 28/FEB/2023 (to be reported in April 2023)

- SEP - DEC 2021: 4x50 = 200 hours x €51,98 (FY21) = €10.395,35
- JAN-DEC 2022: 12x50 = 600 hours x €57,35 (FY'22) = €34.409,30
- JAN-FEB 2023: 2x50 = 100 hours x €57,35 (FY'22) = € 5.734,88
- **Total eligible personnel costs for RP1 = € 50.539,53**

## RP2: 01/MAR/2023 - 31/AUG/2024 (to be reported in October 2024)

- MAR-DEC 2023: 10x50 = 500 hours x €62,72 (FY'23) = €31.360,47
- JAN-AUG 2024: 8x50 = 400 hours x €62,72 (FY'23) = €25.088,37
- **Total eligible personnel costs for RP2 = €56.448,84**

**Total eligible personnel costs for the project = €106.988,37**

# Step 2 + 3b: How to do it in H2020?

# 1634

## Hourly rates:

- 2021: €89.400 / **1634** = 54,71 €/h
- 2022: €98.640 / **1634** = 60,37 €/h
- 2023 €107.880 / **1634** = 66,02 €/h
- 2024 €117.120 / **1634** = 71,68 €/h

## RP1: 01/SEP/2021 - 28/FEB/2023 (to be reported in April 2023)

- SEP - DEC 2021: 4x50 = 200 hours x €54.71 (FY21) = €10.942,47
- JAN-DEC 2022: 12x50 = 600 hours x €60.37 (FY'22) = €36.220,32
- JAN-FEB 2023: 2x50 = 100 hours x €60.37 (**FY'22**) = € 6.036,72
- **Total eligible personnel costs for RP1 = € 53.199,51**

## RP2: 01/MAR/2023 - 31/AUG/2024 (to be reported in October 2024)

- MAR-DEC 2023: 10x50 = 500 hours x €66.02 (FY'23) = €33.011,02
- JAN-AUG 2024: 8x50 = 400 hours x €66.02 (**FY'23**) = €26.408,81
- **Total eligible personnel costs for RP2 = €59.419,83**

**Total eligible personnel costs for the project = €112.619,34**

# Step 2+3c: How to do it in HE? RP-BASED TRAININGS

DE: 8

## Daily rates:

### RP1: 01/SEP/2021 - 28/FEB/2023

- Total Salary costs: 153.240.- EUR
- Total Day equivalent:  $215/12 \cdot 18 = 322,5$  days
- Daily Rate: 475.16 EUR

### RP2: 01/MAR/2023 - 31/AUG/2024

- Total Salary costs: 157.080.- EUR
- Total Day equivalent:  $215/12 \cdot 18 = 322,5$  days
- Daily Rate: 487.07 EUR

		13 <sup>th</sup> month		Annual Bonus	eligible		eligible total salary costs	1634
		Gross Salary	salary		gross salary	employer's charges		
2021	JAN	5 000,00 €	- €	- €	5 000,00 €	1 000,00 €	6 000,00 €	
	FEB	5 000,00 €	- €	- €	5 000,00 €	1 000,00 €	6 000,00 €	
	MAR	5 000,00 €	- €	- €	5 000,00 €	1 000,00 €	6 000,00 €	
	APR	5 000,00 €	- €	- €	5 000,00 €	1 000,00 €	6 000,00 €	
	MAY	5 000,00 €	- €	- €	5 000,00 €	1 000,00 €	6 000,00 €	
	JUN	5 000,00 €	- €	- €	5 000,00 €	1 000,00 €	6 000,00 €	
	JUL	5 500,00 €	- €	- €	5 500,00 €	1 100,00 €	6 600,00 €	
	AUG	5 500,00 €	- €	- €	5 500,00 €	1 100,00 €	6 600,00 €	
	SEP	5 500,00 €	- €	- €	5 500,00 €	1 100,00 €	6 600,00 €	
	OCT	5 500,00 €	- €	- €	5 500,00 €	1 100,00 €	6 600,00 €	
	NOV	5 500,00 €	- €	- €	5 500,00 €	1 100,00 €	6 600,00 €	
	DEC	5 500,00 €	5 500,00 €	6 000,00 €	17 000,00 €	3 400,00 €	20 400,00 €	
2022	JAN	5 500,00 €	- €	- €	5 500,00 €	1 100,00 €	6 600,00 €	
	FEB	5 500,00 €	- €	- €	5 500,00 €	1 100,00 €	6 600,00 €	
	MAR	5 500,00 €	- €	- €	5 500,00 €	1 100,00 €	6 600,00 €	
	APR	5 500,00 €	- €	- €	5 500,00 €	1 100,00 €	6 600,00 €	
	MAY	5 500,00 €	- €	- €	5 500,00 €	1 100,00 €	6 600,00 €	
	JUN	5 500,00 €	- €	- €	5 500,00 €	1 100,00 €	6 600,00 €	
	JUL	6 000,00 €	- €	- €	6 000,00 €	1 200,00 €	7 200,00 €	
	AUG	6 000,00 €	- €	- €	6 000,00 €	1 200,00 €	7 200,00 €	
	SEP	6 000,00 €	- €	- €	6 000,00 €	1 200,00 €	7 200,00 €	
	OCT	6 000,00 €	- €	- €	6 000,00 €	1 200,00 €	7 200,00 €	
	NOV	6 000,00 €	- €	- €	6 000,00 €	1 200,00 €	7 200,00 €	
	DEC	6 000,00 €	6 000,00 €	7 200,00 €	19 200,00 €	3 840,00 €	23 040,00 €	
2023	JAN	6 000,00 €	- €	- €	6 000,00 €	1 200,00 €	7 200,00 €	
	FEB	6 000,00 €	- €	- €	6 000,00 €	1 200,00 €	7 200,00 €	<b>153 240,00 €</b>

# Step 2+3c: How to do it in HE? RP-BASED DE: 8

## Daily rates:

**RP1: 01/SEP/2021 - 28/FEB/2023**

- Total Salary costs: 153.240.- EUR
- Total Day equivalent:  $215/12*18 = 322,5$  days
- Daily Rate: 475.16 EUR

**RP2: 01/MAR/2023 - 31/AUG/2024**

- Total Salary costs: 157.080.- EUR
- Total Day equivalent:  $215/12*18 = 322,5$  days
- Daily Rate: 487.07 EUR

	Year	Month	2023			2024			Total	
			Salary	Day Eq	Rate	Salary	Day Eq	Rate		
	2023	MAR	6 000,00 €	-	-	6 000,00 €	1 200,00 €	7 200,00 €		
		APR	6 000,00 €	-	-	6 000,00 €	1 200,00 €	7 200,00 €		
		MAY	6 000,00 €	-	-	6 000,00 €	1 200,00 €	7 200,00 €		
		JUN	6 000,00 €	-	-	6 000,00 €	1 200,00 €	7 200,00 €		
		JUL	6 500,00 €	-	-	6 500,00 €	1 300,00 €	7 800,00 €		
		AUG	6 500,00 €	-	-	6 500,00 €	1 300,00 €	7 800,00 €		
		SEP	6 500,00 €	-	-	6 500,00 €	1 300,00 €	7 800,00 €		
		OCT	6 500,00 €	-	-	6 500,00 €	1 300,00 €	7 800,00 €		
		NOV	6 500,00 €	-	-	6 500,00 €	1 300,00 €	7 800,00 €		
		DEC	6 500,00 €	6 500,00 €	8 400,00 €	21 400,00 €	4 280,00 €	25 680,00 €		
		2024	JAN	6 500,00 €	-	-	6 500,00 €	1 300,00 €	7 800,00 €	
			FEB	6 500,00 €	-	-	6 500,00 €	1 300,00 €	7 800,00 €	
	MAR		6 500,00 €	-	-	6 500,00 €	1 300,00 €	7 800,00 €		
	APR		6 500,00 €	-	-	6 500,00 €	1 300,00 €	7 800,00 €		
	MAY		6 500,00 €	-	-	6 500,00 €	1 300,00 €	7 800,00 €		
	JUN		6 500,00 €	-	-	6 500,00 €	1 300,00 €	7 800,00 €		
	JUL		7 000,00 €	-	-	7 000,00 €	1 400,00 €	8 400,00 €		
	AUG		7 000,00 €	-	-	7 000,00 €	1 400,00 €	8 400,00 €	157 080,00 €	
	SEP		7 000,00 €	-	-	7 000,00 €	1 400,00 €	8 400,00 €		
	OCT		7 000,00 €	-	-	7 000,00 €	1 400,00 €	8 400,00 €		
	NOV		7 000,00 €	-	-	7 000,00 €	1 400,00 €	8 400,00 €		
	DEC		7 000,00 €	7 000,00 €	9 600,00 €	23 600,00 €	4 720,00 €	28 320,00 €		
			<b>Total eligible personnel costs for RP2 = €54.795,35</b>							

**Total eligible personnel costs for the project = €108.251,16**

# Step 2+3c: How to do it in HE? RP-BASED DE: 8

## Daily rates:

### RP1: 01/SEP/2021 - 28/FEB/2023

- Total Salary costs: 153.240.- EUR
- Total Day equivalent:  $215/12 \cdot 18 = 322,5$  days
- Daily Rate: 475.16 EUR

### RP2: 01/MAR/2023 - 31/AUG/2024

- Total Salary costs: 157.080.- EUR
- Total Day equivalent:  $215/12 \cdot 18 = 322,5$  days
- Daily Rate: 487.07 EUR

### RP1: 01/SEP/2021 - 28/FEB/2023 (to be reported in April 2023)

- 18 months, 50 hours each month
- 900 hours worked on the project in total =  $900/8 = 112,5$  days
- $112,5 \text{ days} \times 475.16 \text{ EUR daily rate} = 53.455,81 \text{ EUR}$

**Total eligible personnel costs for RP1 = € 53.455,81 EUR**

### RP2: 01/MAR/2023 - 31/AUG/2024 (to be reported in October 2024)

- 18 months, 50 hours each month
- 900 hours worked on the project in total =  $900/8 = 112,5$  days
- $112,5 \text{ days} \times 487.07 \text{ EUR daily rate} = 54.795,35 \text{ EUR}$

**Total eligible personnel costs for RP2 = €54.795,35**

**Total eligible personnel costs for the project = €108.251,16**

# Step 2+3c: How to do it in HE? RP-BASED DE: 7,6

## Daily rates:

### RP1: 01/SEP/2021 - 28/FEB/2023

- Total Salary costs: 153.240.- EUR
- Total Day equivalent: 322,5 days
- Daily Rate: 475.16 EUR

### RP2: 01/MAR/2023 - 31/AUG/2024

- Total Salary costs: 157.080.- EUR
- Total Day equivalent: 322,5 days
- Daily Rate: 487.07 EUR

### RP1: 01/SEP/2021 - 28/FEB/2023 (to be reported in April 2023)

- 18 months, 50 hours each month
- 900 hours worked on the project in total =  $900/7,6 = 118,5$  days
- 118,5 days x 475.16 EUR daily rate = 56.306,79 EUR

**Total eligible personnel costs for RP1 = € 56.306,79 EUR**

### RP2: 01/MAR/2023 - 31/AUG/2024 (to be reported in October 2024)

- 18 months, 50 hours each month
- 900 hours worked on the project in total =  $900/7,6 = 118,5$  days
- 118,5 days x 487.07 EUR daily rate = 57.717,77 EUR

**Total eligible personnel costs for RP2 = €57.717,77**

**Total eligible personnel costs for the project = €114,024,56**



# Step 2+3c: How to do it in HE - ALT?

<b>2021</b>	JUN	5 000,00 €	- €	- €	5 000,00 €	1 000,00 €	6 000,00 €	
	JUL	5 500,00 €	- €	- €	5 500,00 €	1 100,00 €	6 600,00 €	
	AUG	5 500,00 €	- €	- €	5 500,00 €	1 100,00 €	6 600,00 €	
	SEP	5 500,00 €	- €	- €	5 500,00 €	1 100,00 €	6 600,00 €	
	OCT	5 500,00 €	- €	- €	5 500,00 €	1 100,00 €	6 600,00 €	
	NOV	5 500,00 €	- €	- €	5 500,00 €	1 100,00 €	6 600,00 €	
	DEC	5 500,00 €	5 500,00 €	6 000,00 €	17 000,00 €	3 400,00 €	20 400,00 €	<b>40 200,00 €</b>

<b>2022</b>	RP1	JAN	5 500,00 €	- €	- €	5 500,00 €	1 100,00 €	6 600,00 €	
		FEB	5 500,00 €	- €	- €	5 500,00 €	1 100,00 €	6 600,00 €	
		MAR	5 500,00 €	- €	- €	5 500,00 €	1 100,00 €	6 600,00 €	
		APR	5 500,00 €	- €	- €	5 500,00 €	1 100,00 €	6 600,00 €	
		MAY	5 500,00 €	- €	- €	5 500,00 €	1 100,00 €	6 600,00 €	
		JUN	5 500,00 €	- €	- €	5 500,00 €	1 100,00 €	6 600,00 €	
		JUL	6 000,00 €	- €	- €	6 000,00 €	1 200,00 €	7 200,00 €	
		AUG	6 000,00 €	- €	- €	6 000,00 €	1 200,00 €	7 200,00 €	
		SEP	6 000,00 €	- €	- €	6 000,00 €	1 200,00 €	7 200,00 €	
		OCT	6 000,00 €	- €	- €	6 000,00 €	1 200,00 €	7 200,00 €	
		NOV	6 000,00 €	- €	- €	6 000,00 €	1 200,00 €	7 200,00 €	
		DEC	6 000,00 €	6 000,00 €	7 200,00 €	19 200,00 €	3 840,00 €	23 040,00 €	<b>98 640,00 €</b>

<b>2023</b>	JAN	6 000,00 €	- €	- €	6 000,00 €	1 200,00 €	7 200,00 €	
	FEB	6 000,00 €	- €	- €	6 000,00 €	1 200,00 €	7 200,00 €	<b>14 400,00 €</b>

# Step 2+3c: How to do it in HE - ALT?

2023	RP2	MAR	6 000,00 €	- €	- €	6 000,00 €	1 200,00 €	7 200,00 €	
		APR	6 000,00 €	- €	- €	6 000,00 €	1 200,00 €	7 200,00 €	
		MAY	6 000,00 €	- €	- €	6 000,00 €	1 200,00 €	7 200,00 €	
		JUN	6 000,00 €	- €	- €	6 000,00 €	1 200,00 €	7 200,00 €	
		JUL	6 500,00 €	- €	- €	6 500,00 €	1 300,00 €	7 800,00 €	
		AUG	6 500,00 €	- €	- €	6 500,00 €	1 300,00 €	7 800,00 €	
		SEP	6 500,00 €	- €	- €	6 500,00 €	1 300,00 €	7 800,00 €	
		OCT	6 500,00 €	- €	- €	6 500,00 €	1 300,00 €	7 800,00 €	
		NOV	6 500,00 €	- €	- €	6 500,00 €	1 300,00 €	7 800,00 €	
		DEC	6 500,00 €	6 500,00 €	8 400,00 €	21 400,00 €	4 280,00 €	25 680,00 €	<b>93 480,00 €</b>
2024		JAN	6 500,00 €	- €	- €	6 500,00 €	1 300,00 €	7 800,00 €	
		FEB	6 500,00 €	- €	- €	6 500,00 €	1 300,00 €	7 800,00 €	
		MAR	6 500,00 €	- €	- €	6 500,00 €	1 300,00 €	7 800,00 €	
		APR	6 500,00 €	- €	- €	6 500,00 €	1 300,00 €	7 800,00 €	
		MAY	6 500,00 €	- €	- €	6 500,00 €	1 300,00 €	7 800,00 €	
		JUN	6 500,00 €	- €	- €	6 500,00 €	1 300,00 €	7 800,00 €	
		JUL	7 000,00 €	- €	- €	7 000,00 €	1 400,00 €	8 400,00 €	
		AUG	7 000,00 €	- €	- €	7 000,00 €	1 400,00 €	8 400,00 €	<b>63 600,00 €</b>

Total eligible personnel costs for the project = €108.265,19

# Step 2+3c: How to do it in HE?

## Daily rates/Calendar year:

### RP1: 01/SEPT/2021 – 28/FEB/2023

- **Sept-Dec 2021:**
  - Salary costs: 40.200.- EUR
  - MDDE:  $215/12 \cdot 4 = 71,50$
  - Daily Rate for 2021: **562,24 EUR**
- **Jan-Dec 2022**
  - Salary costs: 98.650.- EUR
  - MDDE:  $215/12 \cdot 12 = 215$
  - Daily rate for 2022: **458,79 EUR**
- **Jan-Feb 2023**
  - Salary cost: 14.400.- EUR
  - MDDE:  $215/12 \cdot 2 = 36,00$
  - Daily Rate for 2023: **400 EUR**

### RP2: 01/MAR/2023 - 31/AUG/2024

- **Mar-Dec 2023**
  - Salary costs: 93.480.- EUR
  - MDDE:  $215/12 \cdot 10 = 179,00$
  - Daily rate for 2023: **522,23 EUR**
- **Jan-Aug 2024**
  - Salary costs: 63.600 EUR
  - MDDE:  $215/12 \cdot 8 = 143,50$
  - Daily Rate for 2024: **443,21 EUR**

### RP1: 01/SEP/2021 - 28/FEB/2023 (to be reported in April 2023)

- Sept-Dec 2021:  $4 \cdot 50 = 200$  hours / **8** = 25 days x 562,24 = 14.055,94 €
- Jan-Febr 2022:  $12 \cdot 50 = 600$  hours / **8** = 75 days x 458,79 = 34.409,30 €
- Jan-Febr 2023:  $2 \cdot 50 = 100$  hours / **8** = 12,5 days x 400,00 = 5.000,00€

**Total eligible personnel costs for RP1 = € 53.465,25**

### RP2: 01/MAR/2023 - 31/AUG/2024 (to be reported in October 2024)

- Mar – Dec 2023:  $10 \cdot 50 = 500$  hours / **8** = 62,50 days x 522,23 = 32.639,66 €
- Jan – Aug 2024:  $8 \cdot 50 = 400$  hours / **8** = 50,00 days x 443,21 = 22.160,28 €

**Total eligible personnel costs for RP2 = € 54.799,94**

**Total eligible personnel costs for the project = €108.265,19**

# Step 2+3c: How to do it in HE?

## Daily rates/Calendar year:

### RP1: 01/SEPT/2021 – 28/FEB/2023

- **Sept-Dec 2021:**
  - Salary costs: 40.200.- EUR
  - MDDE:  $215/12 \cdot 4 = 71,50$
  - Daily Rate for 2021: **562,24 EUR**
- **Jan-Dec 2022**
  - Salary costs: 98.650.- EUR
  - MDDE:  $215/12 \cdot 12 = 215$
  - Daily rate for 2022: **458,79 EUR**
- **Jan-Feb 2023**
  - Salary cost: 14.400.- EUR
  - MDDE:  $215/12 \cdot 2 = 36,00$
  - Daily Rate for 2023: **400 EUR**

### RP2: 01/MAR/2023 - 31/AUG/2024

- **Mar-Dec 2023**
  - Salary costs: 93.480.- EUR
  - MDDE:  $215/12 \cdot 10 = 179,00$
  - Daily rate for 2023: **522,23 EUR**
- **Jan-Aug 2024**
  - Salary costs: 63.600 EUR
  - MDDE:  $215/12 \cdot 8 = 143,50$
  - Daily Rate for 2024: **443,21 EUR**

### RP1: 01/SEP/2021 - 28/FEB/2023 (to be reported in April 2023)

- Sept-Dec 2021:  $4 \cdot 50 = 200$  hours / **7,6** = 26,5 days x 562,24 = 14.899,30€
- Jan-Febr 2022:  $12 \cdot 50 = 600$  hours / **7,6** = 79,0 days x 458,79 = 36.244,47€
- Jan-Febr 2023:  $2 \cdot 50 = 100$  hours / **7,6** = 13,0 days x 400,00 = 5.200,00€

**Total eligible personnel costs for RP1 = € 56.343,77**

### RP2: 01/MAR/2023 - 31/AUG/2024 (to be reported in October 2024)

- Mar – Dec 2023:  $10 \cdot 50 = 500$  hours / **7,6** = 66,0 days x 522,23 = 34.467,49€
- Jan – Aug 2024:  $8 \cdot 50 = 400$  hours / **7,6** = 52,5 days x 443,21 = 23.268,29€

**Total eligible personnel costs for RP2 = € 57.735,78**

**Total eligible personnel costs for the project = €114.079,54**

# Comparison

**H2020 with 1720:  
€106.988,37**



+1,1%

**HE with DE/8:  
€108.251,16  
€108.265,19**



+5,3%



-3,9%



+5,3%

**H2020 with 1634:  
€112.619,34**



+1,2%

**HE with DE/7,6:  
€114.024,56  
€114.079,54**

# Comparison - 2

	<b>H2020 FY-based</b>	<b>HE RP-based</b>	<b>HE CY-based</b>
<b>2021</b>	10 395,35 €	14 055,94 €	11 879,07 €
<b>2022</b>	34 409,30 €	34 409,30 €	35 637,21 €
<b>2023</b>	5 734,88 €	5 000,00 €	5 939,53 €
<b>RP1</b>	<b>50 539,53 €</b>	<b>53 465,25 €</b>	<b>53 455,81 €</b>
<b>2023</b>	31 360,47 €	32 639,66 €	30 441,86 €
<b>2024</b>	25 088,37 €	22 160,28 €	24 353,49 €
<b>RP2</b>	<b>56 448,84 €</b>	<b>54 799,94 €</b>	<b>54 795,35 €</b>
<b>RP1+RP2:</b>	<b>106 988,37 €</b>	<b>108 265,19 €</b>	<b>108 251,16 €</b>

# A sample from real life:

	Salary cost	FTE-level	hours worked on the HE project
M1	3 000 €	0,5	72
M2	3 000 €	0,5	72
M3	3 000 €	0,5	56
M4	3 000 €	0,5	60
M5	3 000 €	0,5	40
M6	3 000 €	0,5	60
M7	3 000 €	0,5	72
M8	3 000 €	0,5	72
M9	<b>6 000 €</b>	0,5	60
M10	5 000 €	<b>1</b>	40
M11	5 000 €	1	32
M12	5 000 €	1	0
M13	5 000 €	1	0
M14	5 000 €	1	16
M15	5 000 €	1	16
M16	5 000 €	1	0
M17	5 000 €	1	8
M18	5 000 €	1	52
	<b>75 000 €</b>	<b>0,75</b>	<b>728</b>

# What the EC thinks it should be.....1

	Salary cost	FTE-level	hours worked on the HE project	Day-equivalent	Days worked on the HE project
M1	3 000 €	0,5	72	8	9
M2	3 000 €	0,5	72	8	9
M3	3 000 €	0,5	56	8	7
M4	3 000 €	0,5	60	8	7,5
M5	3 000 €	0,5	40	8	5
M6	3 000 €	0,5	60	8	7,5
M7	3 000 €	0,5	72	8	9
M8	3 000 €	0,5	72	8	9
M9	<b>6 000 €</b>	0,5	60	8	7,5
M10	5 000 €	1	40	8	5
M11	5 000 €	1	32	8	4
M12	5 000 €	1	0	8	0
M13	5 000 €	1	0	8	0
M14	5 000 €	1	16	8	2
M15	5 000 €	1	16	8	2
M16	5 000 €	1	0	8	0
M17	5 000 €	1	8	8	1
M18	5 000 €	1	52	8	6,5
	<b>75 000 €</b>	<b>0,75</b>	<b>728</b>	<b>8</b>	<b>91</b>

Daily Rate:  $\frac{75,000\text{€}}{215/12 * 18 * 0,75} = 309,92\text{€}$

Personnel Cost:

$309,92 * 91 = 28.202\text{€}$



# What else it could be.....1

	Salary cost	FTE-level	hours worked on the HE project	Day-equivalent	Days worked on the HE project
M1	3 000 €	0,5	72	4	18
M2	3 000 €	0,5	72	4	18
M3	3 000 €	0,5	56	4	14
M4	3 000 €	0,5	60	4	15
M5	3 000 €	0,5	40	4	10
M6	3 000 €	0,5	60	4	15
M7	3 000 €	0,5	72	4	18
M8	3 000 €	0,5	72	4	18
M9	<b>6 000 €</b>	0,5	60	4	15
M10	5 000 €	1	40	8	5
M11	5 000 €	1	32	8	4
M12	5 000 €	1	0	8	0
M13	5 000 €	1	0	8	0
M14	5 000 €	1	16	8	2
M15	5 000 €	1	16	8	2
M16	5 000 €	1	0	8	0
M17	5 000 €	1	8	8	1
M18	5 000 €	1	52	8	6,5
<b>75 000 €</b>	<b>0,75</b>	<b>728</b>	<b>6</b>	<b>161,5</b>	

Daily Rate:  $\frac{75,000\text{€}}{215/12 * 18 * 1} = 232,56 \text{ €}$

Personnel Cost:

$232,56 * 161,5 = 37.558\text{€}$

# What else it could be.....2

	Salary cost	FTE-level	hours worked on the HE project	Day-equivalent	Days worked on the HE project
M1	3 000 €	0,5	72	8	9
M2	3 000 €	0,5	72	8	9
M3	3 000 €	0,5	56	8	7
M4	3 000 €	0,5	60	8	7,5
M5	3 000 €	0,5	40	8	5
M6	3 000 €	0,5	60	8	7,5
M7	3 000 €	0,5	72	8	9
M8	3 000 €	0,5	72	8	9
M9	6 000 €	0,5	80	8	10
<b>SUB-SUM for FTE 0,5</b>	<b>30 000 €</b>	<b>0,5</b>	<b>564</b>		<b>70,5</b>
M10	5 000 €	1	40	8	5
M11	5 000 €	1	32	8	4
M12	5 000 €	1	0	8	0
M13	5 000 €	1	0	8	0
M14	5 000 €	1	16	8	2
M15	5 000 €	1	16	8	2
M16	5 000 €	1	0	8	0
M17	5 000 €	1	8	8	1
M18	5 000 €	1	52	8	6,5
<b>SUB-SUM for FTE 1</b>	<b>45 000 €</b>	<b>1</b>	<b>164</b>		<b>20,5</b>
<b>TOTAL</b>	<b>75 000 €</b>	<b>0,75</b>	<b>728</b>		<b>91</b>

Daily Rate 1: 
$$\frac{30,000\text{€}}{215/12 * 9 * 0,5} = 372,67\text{€}$$

Daily Rate 2: 
$$\frac{45,000\text{€}}{215/12 * 9 * 1} = 279,50\text{€}$$

Personnel Cost:

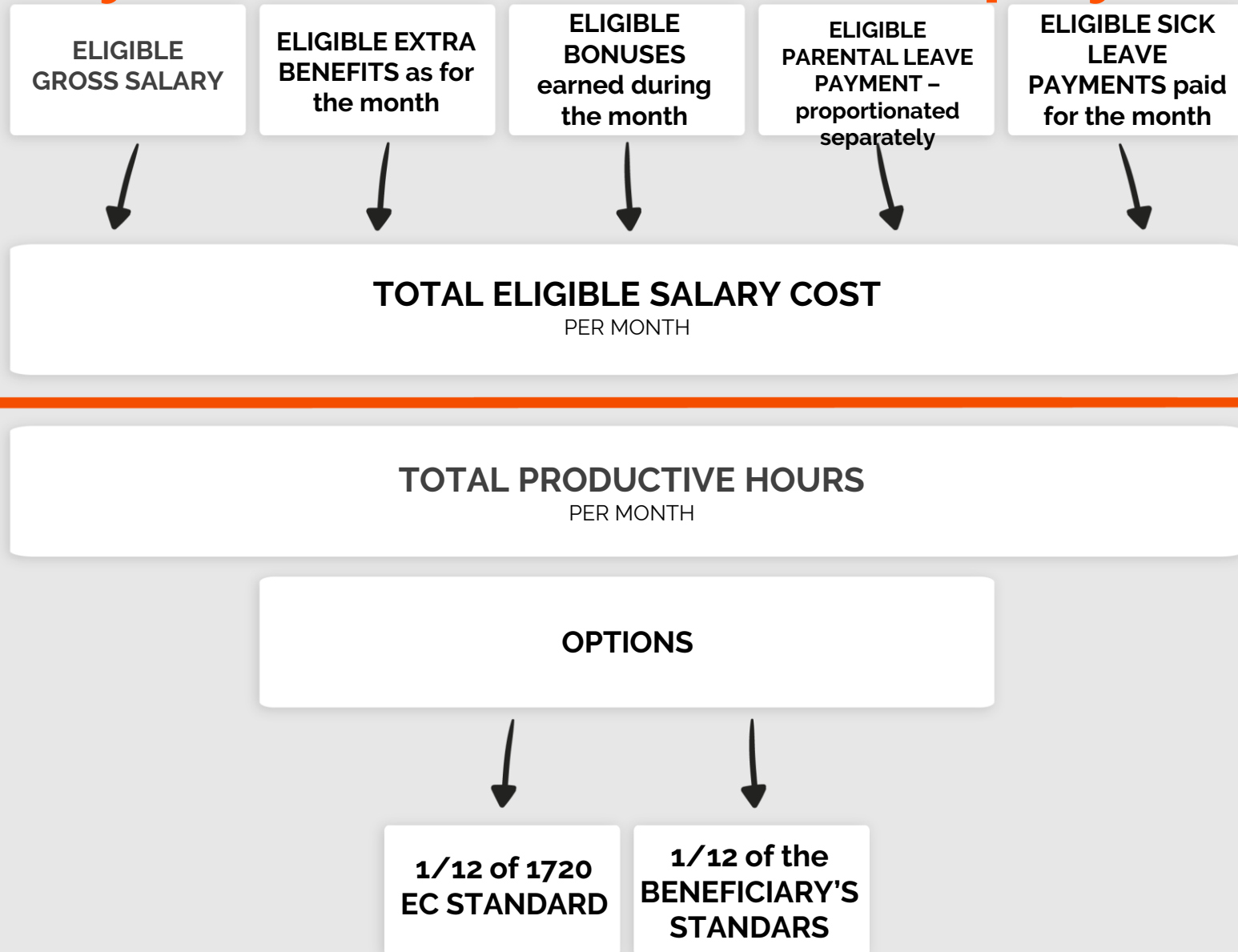
$$372,67 * 70,5 + 279,50 * 20,5 = 32.003\text{€}$$

# Step 2: Eligible hourly rate in H2020

## Option 2: Monthly - based calculation for employees



**HOURLY  
RATE**



# Monthly-based calculation - example

2021		Gross Salary	13 <sup>th</sup> month salary	Annual Bonus	eligible gross salary	eligible employer's charges	eligible total salary costs	productive hours/month	monthly hourly rate
	J	5 000,00 €	458,33 €	500,00 €	5 958,33 €	1 191,67 €	7 150,00 €	143,33 €	49,88 €
	F	5 000,00 €	458,33 €	500,00 €	5 958,33 €	1 191,67 €	7 150,00 €	143,33 €	49,88 €
	M	5 000,00 €	458,33 €	500,00 €	5 958,33 €	1 191,67 €	7 150,00 €	143,33 €	49,88 €
	A	5 000,00 €	458,33 €	500,00 €	5 958,33 €	1 191,67 €	7 150,00 €	143,33 €	49,88 €
	M	5 000,00 €	458,33 €	500,00 €	5 958,33 €	1 191,67 €	7 150,00 €	143,33 €	49,88 €
	J	5 000,00 €	458,33 €	500,00 €	5 958,33 €	1 191,67 €	7 150,00 €	143,33 €	49,88 €
	J	5 500,00 €	458,33 €	500,00 €	6 458,33 €	1 291,67 €	7 750,00 €	143,33 €	54,07 €
	A	5 500,00 €	458,33 €	500,00 €	6 458,33 €	1 291,67 €	7 750,00 €	143,33 €	54,07 €
RP1	S	5 500,00 €	458,33 €	500,00 €	6 458,33 €	1 291,67 €	7 750,00 €	143,33 €	54,07 €
	O	5 500,00 €	458,33 €	500,00 €	6 458,33 €	1 291,67 €	7 750,00 €	143,33 €	54,07 €
	N	5 500,00 €	458,33 €	500,00 €	6 458,33 €	1 291,67 €	7 750,00 €	143,33 €	54,07 €
	D	5 500,00 €	458,33 €	500,00 €	6 458,33 €	1 291,67 €	7 750,00 €	143,33 €	54,07 €
			5 500,00 €	6 000,00 €	74 500,00 €	14 900,00 €	89 400,00 €	1720	

# Monthly-based calculation - example

2022		Gross Salary	13 <sup>th</sup> month salary	Annual Bonus	eligible gross salary	eligible employer's charges	eligible total salary costs	productive hours/month	monthly hourly rate
RP1	J	5 500,00 €	500,00 €	600,00 €	6 600,00 €	1 320,00 €	7 920,00 €	143,33 €	55,26 €
	F	5 500,00 €	500,00 €	600,00 €	6 600,00 €	1 320,00 €	7 920,00 €	143,33 €	55,26 €
	M	5 500,00 €	500,00 €	600,00 €	6 600,00 €	1 320,00 €	7 920,00 €	143,33 €	55,26 €
	A	5 500,00 €	500,00 €	600,00 €	6 600,00 €	1 320,00 €	7 920,00 €	143,33 €	55,26 €
	M	5 500,00 €	500,00 €	600,00 €	6 600,00 €	1 320,00 €	7 920,00 €	143,33 €	55,26 €
	J	5 500,00 €	500,00 €	600,00 €	6 600,00 €	1 320,00 €	7 920,00 €	143,33 €	55,26 €
	J	6 000,00 €	500,00 €	600,00 €	7 100,00 €	1 420,00 €	8 520,00 €	143,33 €	59,44 €
	A	6 000,00 €	500,00 €	600,00 €	7 100,00 €	1 420,00 €	8 520,00 €	143,33 €	59,44 €
	S	6 000,00 €	500,00 €	600,00 €	7 100,00 €	1 420,00 €	8 520,00 €	143,33 €	59,44 €
	O	6 000,00 €	500,00 €	600,00 €	7 100,00 €	1 420,00 €	8 520,00 €	143,33 €	59,44 €
	N	6 000,00 €	500,00 €	600,00 €	7 100,00 €	1 420,00 €	8 520,00 €	143,33 €	59,44 €
	D	6 000,00 €	500,00 €	600,00 €	7 100,00 €	1 420,00 €	8 520,00 €	143,33 €	59,44 €
			6 000,00 €	7 200,00 €	82 200,00 €	16 440,00 €	98 640,00 €		

# Monthly-based calculation - example

2023		Gross Salary	13 <sup>th</sup> month salary	Annual Bonus	eligible gross salary	eligible employer's charges	eligible total salary costs	productive hours/month	monthly hourly rate
RP1	J	6 000,00 €	- €	- €	6 000,00 €	1 200,00 €	7 200,00 €	143,33 €	50,23 €
	F	6 000,00 €	- €	- €	6 000,00 €	1 200,00 €	7 200,00 €	143,33 €	50,23 €
RP2	M	6 000,00 €	541,67 €	700,00 €	7 241,67 €	1 448,33 €	8 690,00 €	143,33 €	60,63 €
	A	6 000,00 €	541,67 €	700,00 €	7 241,67 €	1 448,33 €	8 690,00 €	143,33 €	60,63 €
	M	6 000,00 €	541,67 €	700,00 €	7 241,67 €	1 448,33 €	8 690,00 €	143,33 €	60,63 €
	J	6 000,00 €	541,67 €	700,00 €	7 241,67 €	1 448,33 €	8 690,00 €	143,33 €	60,63 €
	J	6 500,00 €	541,67 €	700,00 €	7 741,67 €	1 548,33 €	9 290,00 €	143,33 €	64,81 €
	A	6 500,00 €	541,67 €	700,00 €	7 741,67 €	1 548,33 €	9 290,00 €	143,33 €	64,81 €
	S	6 500,00 €	541,67 €	700,00 €	7 741,67 €	1 548,33 €	9 290,00 €	143,33 €	64,81 €
	O	6 500,00 €	541,67 €	700,00 €	7 741,67 €	1 548,33 €	9 290,00 €	143,33 €	64,81 €
	N	6 500,00 €	541,67 €	700,00 €	7 741,67 €	1 548,33 €	9 290,00 €	143,33 €	64,81 €
	D	6 500,00 €	<b>541,67 €</b>	<b>700,00 €</b>	7 741,67 €	1 548,33 €	9 290,00 €	143,33 €	64,81 €
			<b>5 416,67 €</b>	<b>7 000,00 €</b>	<b>87 416,67 €</b>	<b>17 483,33 €</b>	<b>104 900,00 €</b>		

# Monthly-based calculation - example

2024		Gross Salary	13 <sup>th</sup> month salary	Annual Bonus	eligible gross salary	eligible employer's charges	eligible total salary costs	productive hours/month	monthly hourly rate
RP2	J	6 500,00 €			6 500,00 €	1 300,00 €	7 800,00 €	143,33 €	54,42 €
	F	6 500,00 €			6 500,00 €	1 300,00 €	7 800,00 €	143,33 €	54,42 €
	M	6 500,00 €			6 500,00 €	1 300,00 €	7 800,00 €	143,33 €	54,42 €
	A	6 500,00 €			6 500,00 €	1 300,00 €	7 800,00 €	143,33 €	54,42 €
	M	6 500,00 €			6 500,00 €	1 300,00 €	7 800,00 €	143,33 €	54,42 €
	J	6 500,00 €			6 500,00 €	1 300,00 €	7 800,00 €	143,33 €	54,42 €
	J	7 000,00 €			7 000,00 €	1 400,00 €	8 400,00 €	143,33 €	58,60 €
	A	7 000,00 €			7 000,00 €	1 400,00 €	8 400,00 €	143,33 €	58,60 €
	S	7 000,00 €			7 000,00 €	1 400,00 €	8 400,00 €	143,33 €	58,60 €
	O	7 000,00 €			7 000,00 €	1 400,00 €	8 400,00 €	143,33 €	58,60 €
	N	7 000,00 €			7 000,00 €	1 400,00 €	8 400,00 €	143,33 €	58,60 €
	D	7 000,00 €			<b>7 000,00 €</b>	<b>9 600,00 €</b>	23 600,00 €	4 720,00 €	28 320,00 €
			<b>7 000,00 €</b>	<b>9 600,00 €</b>	<b>97 600,00 €</b>	<b>19 520,00 €</b>	<b>117 120,00 €</b>		

# Step 3: How to use them?

Project „Hybrid“

- Start Date: 01/SEP/2021
- End Date: 31/AUG/2024
- RP1: M1-M18
- RP2: M19-M36

**Mr. ‚Z‘ spends each month  
50 hours on the project**

RP1	1/SEPT/2021	to	28/FEB/2023
Month	hourly rate	hours on project	personnel costs
szept.21	54,07 €	50	2 703,49 €
okt.21	54,07 €	50	2 703,49 €
nov.21	54,07 €	50	2 703,49 €
dec.21	54,07 €	50	2 703,49 €
jan.22	55,26 €	50	2 762,79 €
febr.22	55,26 €	50	2 762,79 €
márc.22	55,26 €	50	2 762,79 €
ápr.22	55,26 €	50	2 762,79 €
máj.22	55,26 €	50	2 762,79 €
jún.22	55,26 €	50	2 762,79 €
júl.22	59,44 €	50	2 972,09 €
aug.22	59,44 €	50	2 972,09 €
szept.22	59,44 €	50	2 972,09 €
okt.22	59,44 €	50	2 972,09 €
nov.22	59,44 €	50	2 972,09 €
dec.22	59,44 €	50	2 972,09 €
jan.23	50,23 €	50	2 511,63 €
febr.23	50,23 €	50	2 511,63 €
<b>Total eligible personnel costs for RP1</b>			<b>50 246,51 €</b>

RP2	1/MAR/2023	to	31/AUG/2024
Month	hourly rate	hours on project	personnel costs
márc.23	60,63 €	50	3 031,40 €
ápr.23	60,63 €	50	3 031,40 €
máj.23	60,63 €	50	3 031,40 €
jún.23	60,63 €	50	3 031,40 €
júl.23	64,81 €	50	3 240,70 €
aug.23	64,81 €	50	3 240,70 €
szept.23	64,81 €	50	3 240,70 €
okt.23	64,81 €	50	3 240,70 €
nov.23	64,81 €	50	3 240,70 €
dec.23	64,81 €	50	3 240,70 €
jan.24	54,42 €	50	2 720,93 €
febr.24	54,42 €	50	2 720,93 €
márc.24	54,42 €	50	2 720,93 €
ápr.24	54,42 €	50	2 720,93 €
máj.24	54,42 €	50	2 720,93 €
jún.24	54,42 €	50	2 720,93 €
júl.24	58,60 €	50	2 930,23 €
aug.24	58,60 €	50	2 930,23 €
<b>Total eligible personnel costs for RP2</b>			<b>53 755,81 €</b>

**Total eligible personnel costs for the project: 104 002,33 €**



# PERSONNEL Costs – Employees: Additional Remuneration

 **It's not for (project) bonuses!!!**

- For non-profit entities only
- Up to EUR 8,000 /year/person FTE
- Pro-rata rule applies, i.e.:
  - someone works 100% on his/her time on the project for a year: limit is 8,000 EUR
  - someone works 50% of his/her time on the project for 6 months in a fiscal year: limit is 2000 EUR (8000/12x6x50%)
- Paid for additional work/responsibility:
  - Paid for doing research
  - Paid for being WP/Task leader, team member, etc.
  - Using English – **NOT eligible**
- Must be paid to all, net depending on the source of funding (e.g. arbitrary decision)
- To be calculated separately – i.e. not part of the previously described calculations!

**Not available in  
HORIZON EUROPE!**

# PERSONNEL Costs – Employees: UNIT COSTS („Case 2”)

## Average (UNIT-COSTS) personnel costs calculation

Unit costs are not internal RATES – they are calculated based on historical actual data, coming from the accounts, by setting a consistent manner to calculate the average (unit) of the actual costs

- Beneficiary can choose unit-based personnel costs reporting, when foreseen in the Proposal/GA
- General cost accounting principles must be applied and used
- A “hybrid system” is possible to be used – e.g. actual costs for senior researchers, unit-costs for lab-staff

# Example

Name of employee	Actual total salary costs from the chosen Financial Year	Number of productive hours	Actual salary costs per hour based on the chosen year
Mr. Alpha	111,800 €	1720	65.00 €
Ms. Beta	103,200 €	1720	60.00 €
Mr. Charlie	99,760 €	1720	58.00 €
Ms. Delta	94,600 €	1720	55.00 €
Ms. Echo	86,000 €	1720	50.00 €
Mr. Foxtrot	67,940 €	1720	39.50 €
Ms. Golf	60,200 €	1720	35.00 €
Ms. Hotel	60,200 €	1720	35.00 €
Mr. India	59,340 €	1720	34.50 €
Ms. Juliet	55,900 €	1720	32.50 €
Mr. Kilo	54,180 €	1720	31.50 €
Ms. Lima	51,600 €	1720	30.00 €

# Example

Name of employee	Actual total salary costs from the chosen Financial Year	Number of productive hours	Actual salary costs per hour based on the chosen year	Unit hourly rate #1	Deviation from the average
Mr. Alpha	111,800 €	1720	65.00 €	43.83 €	148.29%
Ms. Beta	103,200 €	1720	60.00 €		136.88%
Mr. Charlie	99,760 €	1720	58.00 €		132.32%
Ms. Delta	94,600 €	1720	55.00 €		125.48%
Ms. Echo	86,000 €	1720	50.00 €		114.07%
Mr. Foxtrot	67,940 €	1720	39.50 €		90.11%
Ms. Golf	60,200 €	1720	35.00 €		79.85%
Ms. Hotel	60,200 €	1720	35.00 €		79.85%
Mr. India	59,340 €	1720	34.50 €		78.71%
Ms. Juliet	55,900 €	1720	32.50 €		74.14%
Mr. Kilo	54,180 €	1720	31.50 €		71.86%
Ms. Lima	51,600 €	1720	30.00 €		68.44%

# Example

Name of employee	Actual total salary costs from the chosen Financial Year	Number of productive hours	Actual salary costs per hour based on the chosen year	Unit hourly rate #2	Deviation from the average
Mr. Alpha	111,800 €	1720	65.00 €	57.60 €	112.85%
Ms. Beta	103,200 €	1720	60.00 €		104.17%
Mr. Charlie	99,760 €	1720	58.00 €		100.69%
Ms. Delta	94,600 €	1720	55.00 €		95.49%
Ms. Echo	86,000 €	1720	50.00 €		86.81%
Mr. Foxtrot	67,940 €	1720	39.50 €	34.00 €	116.18%
Ms. Golf	60,200 €	1720	35.00 €		102.94%
Ms. Hotel	60,200 €	1720	35.00 €		102.94%
Mr. India	59,340 €	1720	34.50 €		101.47%
Ms. Juliet	55,900 €	1720	32.50 €		95.59%
Mr. Kilo	54,180 €	1720	31.50 €		92.65%
Ms. Lima	51,600 €	1720	30.00 €		88.24%

# Example

Name of employee	Actual total salary costs from the chosen Financial Year	Number of productive hours	Actual salary costs per hour based on the chosen year	Unit hourly rate #2	Deviation from the average	Actual Hours on the project	Actual hourly rate	Actual eligible salary costs
Mr. Alpha	111,800 €	1720	65.00 €	57.60 €	112.85%	0	65.00 €	- €
Ms. Beta	103,200 €	1720	60.00 €		104.17%	0	60.00 €	- €
Mr. Charlie	99,760 €	1720	58.00 €		100.69%	160	58.00 €	9,280 €
Ms. Delta	94,600 €	1720	55.00 €		95.49%	0	55.00 €	- €
Ms. Echo	86,000 €	1720	50.00 €		86.81%	0	50.00 €	- €
Mr. Foxtrot	67,940 €	1720	39.50 €	34.00 €	116.18%	160	39.50 €	6,320 €
Ms. Golf	60,200 €	1720	35.00 €		102.94%	15	35.00 €	525 €
Ms. Hotel	60,200 €	1720	35.00 €		102.94%	19	35.00 €	665 €
Mr. India	59,340 €	1720	34.50 €		101.47%	522	34.50 €	18,009 €
Ms. Juliet	55,900 €	1720	32.50 €		95.59%	11	32.50 €	358 €
Mr. Kilo	54,180 €	1720	31.50 €		92.65%	522	31.50 €	16,443 €
Ms. Lima	51,600 €	1720	30.00 €		88.24%	49	30.00 €	1,470 €
<b>total eligible actual personnel cost</b>							<b>53,069.50 €</b>	

# Example

Name of employee	Actual total salary costs from the chosen Financial Year	Number of productive hours	Actual salary costs per hour based on the chosen year	Unit hourly rate #2	Deviation from the average	Actual Hours on the project	Actual hourly rate	Actual eligible salary costs	Total hours on the project per unit category	Unit hourly rate	Personnel costs by unit-based costs		
Mr. Alpha	111,800 €	1720	65.00 €	57.60 €	112.85%	0	65.00 €	- €	160	57.60 €	9,216.00 €		
Ms. Beta	103,200 €	1720	60.00 €		104.17%	0	60.00 €	- €					
Mr. Charlie	99,760 €	1720	58.00 €		100.69%	160	58.00 €	9,280 €					
Ms. Delta	94,600 €	1720	55.00 €		95.49%	0	55.00 €	- €					
Ms. Echo	86,000 €	1720	50.00 €		86.81%	0	50.00 €	- €					
Mr. Foxtrot	67,940 €	1720	39.50 €	34.00 €	116.18%	160	39.50 €	6,320 €	1298	34.00 €	44,132.00 €		
Ms. Golf	60,200 €	1720	35.00 €		102.94%	15	35.00 €	525 €					
Ms. Hotel	60,200 €	1720	35.00 €		102.94%	19	35.00 €	665 €					
Mr. India	59,340 €	1720	34.50 €		101.47%	522	34.50 €	18,009 €					
Ms. Juliet	55,900 €	1720	32.50 €		95.59%	11	32.50 €	358 €					
Mr. Kilo	54,180 €	1720	31.50 €		92.65%	522	31.50 €	16,443 €					
Ms. Lima	51,600 €	1720	30.00 €		88.24%	49	30.00 €	1,470 €					
						<b>total eligible actual personnel cost</b>			<b>53,069.50 €</b>	<b>total eligible unit-based personnel cost</b>			<b>53,348.00 €</b>

# Example

Name of employee	Actual total salary costs from the chosen Financial Year	Number of productive hours	Actual salary costs per hour based on the chosen year	Unit hourly rate #2	Deviation from the average	Actual Hours on the project	Actual hourly rate	Actual eligible salary costs	Total hours on the project per unit category	Unit hourly rate	Personnel costs by unit-based costs		
Mr. Alpha	111,800 €	1720	65.00 €	57.60 €	112.85%	0	65.00 €	- €	160	57.60 €	9,216.00 €		
Ms. Beta	103,200 €	1720	60.00 €		104.17%	0	60.00 €	- €					
Mr. Charlie	99,760 €	1720	58.00 €		100.69%	160	58.00 €	9,280 €					
Ms. Delta	94,600 €	1720	55.00 €		95.49%	0	55.00 €	- €					
Ms. Echo	86,000 €	1720	50.00 €		86.81%	0	50.00 €	- €					
Mr. Foxtrot	67,940 €	1720	39.50 €	34.00 €	116.18%	160	39.50 €	6,320 €	1298	34.00 €	44,132.00 €		
Ms. Golf	60,200 €	1720	35.00 €		102.94%	15	35.00 €	525 €					
Ms. Hotel	60,200 €	1720	35.00 €		102.94%	19	35.00 €	665 €					
Mr. India	59,340 €	1720	34.50 €		101.47%	522	34.50 €	18,009 €					
Ms. Juliet	55,900 €	1720	32.50 €		95.59%	11	32.50 €	358 €					
Mr. Kilo	54,180 €	1720	31.50 €		92.65%	522	31.50 €	16,443 €					
Ms. Lima	51,600 €	1720	30.00 €		88.24%	49	30.00 €	1,470 €					
						<b>total eligible actual personnel cost</b>			<b>53,069.50 €</b>	<b>total eligible unit-based personnel cost</b>			<b>53,348.00 €</b>



# **Part II / Chapter Four**

**Personnel cost – Seconded Employees**

# PERSONNEL Costs – Seconded Employees

- An expert needed by the Beneficiary is employed by a third party
- Therefore his/her salary is paid by the third party!
- To engage him/her to the action, a secondment contract is signed between the Beneficiary and the Third Party in which this person is seconded to the Beneficiary
- The Beneficiary must reimburse the COST OF EMPLOYMENT related to the secondment to the third party
- The invoice is to be charged as Direct Personnel Costs by the Beneficiary
- The calculation of costs by the Third Party (person) must be the same as set in the C



For seconded persons, if the resulting daily rate is higher than the daily rate actually paid by the third party to the seconded person (applying the calculation rules of the Grant Agreement) the cost could NOT be declared as personnel costs. They may be eligible instead as purchase of services (see Article 6.2.C.3) or subcontracting (see Article 6.2.B). The reason is that the payment made by the beneficiary to the third party would be higher than the actual remuneration of the person, which implies that a commercial margin or other non-personnel costs are charged by the third party to the beneficiary.



**It is based on Article 11 in H2020/**



You must also pay attention to the horizontal ceiling and the maximum declarable day-equivalents (see Article 6.2.A.1).

# **Part II / Chapter Five**

**Personnel cost – In-house consultants**

# PERSONNEL Costs – In house consultants

## In-house consultant (IH under a direct contract)

- For self-em
- Direct contr
- Works unde
- Results of th
- The hourly r
- Beneficiary!



Wh

- Verified time



An expert fee invoiced by a c

**3.2.3** The costs of natural persons with direct contract (A.2) and seconded persons (A.3) must comply with the **eligibility conditions** set out in Article 6.2.A.2 and 6.2.A.3, in particular:

- fulfil the general conditions for costs to be eligible (*i.e. incurred/used during the action duration by the beneficiary, necessary, linked to the action, etc; see Article 6.1(a)*)
- the person must be hired under either:

### 1.2.3 The c

- fulfil dura
- ther bene

The ever

- a direct contract signed between you and the natural person (not through another legal entity; e.g. a temporary work agency) or
- a contract signed between you and a legal entity fully owned by that natural person, and which has no other staff than the natural person being hired or
- a secondment agreement with the employer of the natural person

EU Grants: AGA — Annotated Grant Agreement: V1.0 DRAFT- 01.04.2023

# PERSONNEL Costs – In house consultants

**In-house consultant (IHC) is a natural person working for the Beneficiary under a direct contract**

- For self-em
- Direct contr
- Works unde
- Results of th
- The hourly r
- Beneficiary!



Wh

- Verified time

## 1.2.3 The costs must comply with the following **eligibility conditions**:

- fulfil the **general conditions** for costs to be eligible (i.e. incurred/used during the action duration, necessary, linked to the action, etc.; see [Article 6.1\(a\) and \(b\)](#))
- there must be a **direct contract** between the natural person (individual) and the beneficiary

The contract cannot be with a third party legal entity (e.g. a temporary work agency), even if that third party is a one-person company.



**An expert fee invoiced by a company is not eligible as personnel cost!**

# PERSONNEL Costs – In house consultants

**3.2.3** The costs of natural persons with direct contract (A.2) and seconded persons (A.3) must comply with the **eligibility conditions** set out in Article 6.2.A.2 and 6.2.A.3, in particular:

## In-house consultant (IH under a direct contract)

- For self-employed or natural person
- Direct contract between the Beneficiary and the consultant
- Works under the Beneficiary's instructions
- Results of the IHC's work belong to the Beneficiary
- The hourly rate/cost of the IHC must be invoiced to the Beneficiary!

- fulfil the general conditions for costs to be eligible (*i.e. incurred/used during the action duration by the beneficiary, necessary, linked to the action, etc; see Article 6.1(a)*)
- the person must be hired under either:

58

EU Grants: AGA — Annotated Grant Agreement: V1.0 **DRAFT**– 01.04.2023



What is "significantly"?

- Verified time-records are available

- a direct contract signed between you and the natural person (not through another legal entity; e.g. a temporary work agency) or
- a contract signed between you and a legal entity fully owned by that natural person, and which has no other staff than the natural person being hired or
- a secondment agreement with the employer of the natural person



**An expert fee invoiced by a consultant**

# Part II / Chapter Six

Personnel cost – SME-Owner rate

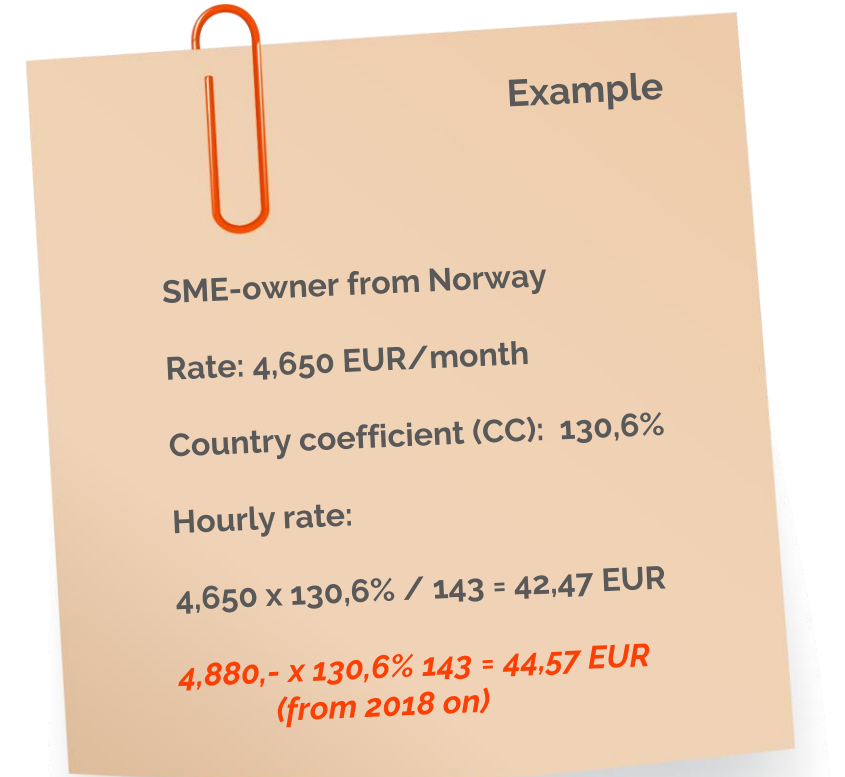
# PERSONNEL Costs – SME owners and natural persons

Exclusively for SMEs and for Natural Persons participating as a Beneficiary in the action

- The person concerned must not receive salary for their work!
- The Unit-rate set by the EC must be used:
  - 4,650 EUR/month until 2017; **4,880 EUR/month from 2018 on**
  - Multiplied by the country coefficient
- Divided by **1,720 hours per year (143 per month)**
- Actual time spent on the project is must be recorded in time-sheets (**1,720 at most!**)



This unit-cost is considered a flat-rate unit cost – no need to prove that it is actually paid!



Example

SME-owner from Norway

Rate: 4,650 EUR/month

Country coefficient (CC): 130,6%

Hourly rate:

$4,650 \times 130,6\% / 143 = 42,47 \text{ EUR}$

**$4,880,- \times 130,6\% / 143 = 44,57 \text{ EUR}$**   
*(from 2018 on)*

**Horizon Europe SME-Owner:**  
**5.080€ / 18 days x CC = Daily-rate**  
**Norway: 5.080 / 18 \* 130,6%=**  
**368,58 EUR/daily-rate**



# Part III / Chapter One

Third Parties in H2020

# Third party assistance

More than „just” subcontracting

Third parties can:

- **sell you** goods/services  
*Other costs or subcontracting*
- **provide access** to their resources  
*Personnel cost or other costs*
- **carry out** part of the work  
*Other cost or subcontracting*
- **be linked** to the Beneficiary  
*Full cost report*
- **receive financial support**  
*Sub-granting/cascade funding*



# Direct Costs

## Third Party Assistance in H2020

### Why is it called Third Party?

**It's neither the EC, nor any of the Beneficiaries but a third party to the Grant Agreement**

There are 4+2 types of third-party assistance:

- **Purchase of goods, works or services (Article 10)**
- In-kind contribution provided by third parties against payment (Article 11)
- In-kind contribution provided by third parties free of charge (Article 12)

Third party **makes its resources** available to the Beneficiary

- Implementation of actions/tasks by subcontractors (Article 13)
- Implementation of actions/tasks by linked third parties (Article 14)

Third party **provides a service** to the Beneficiary

- **Financial support to third parties (Article 15)**



# Third party involvement

## What are the preconditions?

- Any third-party assistance **must be foreseen in the proposal**. Your last resort is during Grant Agreement Preparation (**GAP**) so it can be inserted in the Description of Action (**DoA**)
- It must be declared as **actual costs**. **No unit cost** is accepted here.
- The tasks that are subcontracted should be described in DoA. The subcontractor itself does not have to be identified, except when using resources of linked third parties



# How to select any Third Party?

## Award criteria

Third parties are awarded according to the following principles:

- best value for money
- transparency
- equal treatment
- and/or public procurement procedure:
  - (public) procurement in case the Beneficiary is obliged to do so based on their usual protocol, or
  - at least 3 offers for 3 independent suppliers



# Third Parties: Article 13

## Outsourced activities/tasks implemented by subcontractors

### Only for limited parts of the project!

- The contract is based on business conditions, subcontractors are not directly supervised by the beneficiary, no access to IPR
- Subcontracting has to be mentioned, estimated and justified already in **DoA** (Annex 1: use of resources). If not, the cost can be rejected.
- Only from a third party: Invoicing between Beneficiaries **is not eligible!**
- **The costs** - the price of the service/s provided - **is paid and reported by the Beneficiary**
- Subcontractors must be bound by certain requirements of the EC (e.g. subcontractor may also be audited!)
- Not included for indirect cost calculation



# Third Parties: Article 14 (1)

## Outsourced activities/tasks implemented by linked third parties


### WHO IS CONSIDERED LINKED?

Entities with legal link to the Beneficiary

- Under direct or indirect control of the Beneficiary
- Under the same direct or indirect control as the Beneficiary
- Directly or indirectly controls the Beneficiary
- Associations, foundations with members
- EEIG/JRUs



So what's the difference between Article 13 and 14?



# Third Parties: Article 14 (2)


## Outsourced activities/tasks implemented by linked third parties

### HOW TO USE IT?

- The Linked Third Party **must be named and specified** in the GA
- Certain actions/tasks are implemented by the Linked third party
- The Linked third party does not invoice the Beneficiary!
- The Linked third party declares the costs of its work on its own Form C – same rules applies as for the Beneficiary
- The Beneficiary submits the Form C of its Linked Third Party
- The EC reimburses the Linked Third Party via the Beneficiary
- The Linked Third Party may also be audited!



So what's the difference between Article 13 and 14?





# Changes in TPs in Horizon Europe

1. Third party makes its resources available to the Beneficiary against payment (H2020 Art. 11)

No special article - simply charge as your own personnel costs or other costs (equipment, other goods and services)

2. Third party makes its resources available to the Beneficiary free of charge (H2020 Art. 12)

Article 9.2 in HE – no particular changes, COST-only!

3. Subcontracting (H2020 Art. 13) →

Article 9.3 in HE – no change

4. Linked third parties (H2020 Art. 14) →

Affiliated entity in HE (Art. 8) – no change

# Part III / Chapter Two

Other costs in H2020 / Purchase costs in HE

# Other direct costs H2020

**Everything other** than personnel or subcontracting comes here:

- Travel costs
- Equipment and assets
- Other goods and services
- Internally invoiced other goods and services

**Special other cost** categories for certain projects, like:

- Large infrastructure
- Energy efficiency measures
- Clinical trial cost
- Access to research infrastructure

# Purchase costs Horizon Europe

**Everything other** than personnel or subcontracting comes here:

- Travel costs
- Equipment and assets
  - depreciation only, as default
  - full costs, if opted in by the GA
  - mixed, if opted in by the GA
- Other goods and services

## Specific costs - Other Costs

**Financial support to Third Parties (FSTP) (D1)**

**Internally invoiced goods and services (D2)**

*Transnational access cost to Research Infrastructure (D3)*

*Virtual access cost to Research Infrastructure (D4)*

*PCP/PPI (D5)*

*Euratom Cofund staff mobility costs (D6)*

*ERC Additional funding (D7)*

*ERC Additional funding – SC, FSTP, IIGS (D8)*

# Travel costs

- Actual travels costs, in accordance with the Beneficiary's account principles and travel policy - **you must have a travel policy!**
  - Business or Economy?
  - Per-diem or actual cost?
- The travel must be linked to the action, reported in the periodic report – **have a mission report form** with a written abstract what and why happened!
- No distinction between travelling in or outside of Europe!
- Travel costs are primarily eligible for the personnel working on the project
  - External experts? Invited lecturers?
- Proportionate travel costs in case of multiple purposes (*e.g. between projects, or between professional and private reasons*)
- Make sure **your travels are in line with your timesheets!**



# Equipment and other assets



## What is eligible?

- **Depreciation cost** for equipment, infrastructure or other assets (new or second hand) recorded in the Beneficiary's P&L can be reported.
- **Cost of installation**, site preparations, delivery etc.
- **Cost of renting or leasing** equipment, infrastructure or other assets (including related duties, taxes and non-deductible VAT) can be reported, if they do not exceed the depreciation costs of a similar asset and do not include any financing fees.
- The only portion of the cost related to an action can be reported i.e. costs which corresponds to the duration of the activity and rate of actual use for the purpose of the activity (**usage-rate records!**).



## When it is eligible?

- Foreseen and needed to carry out the activity
- In accordance with:
  - the Beneficiary's accounting practice,
  - national/ local tax and accounting rules
  - **International Accounting Standards (IAS) and International Financial Reporting Standards (IFRS)**



## What are the special cases?

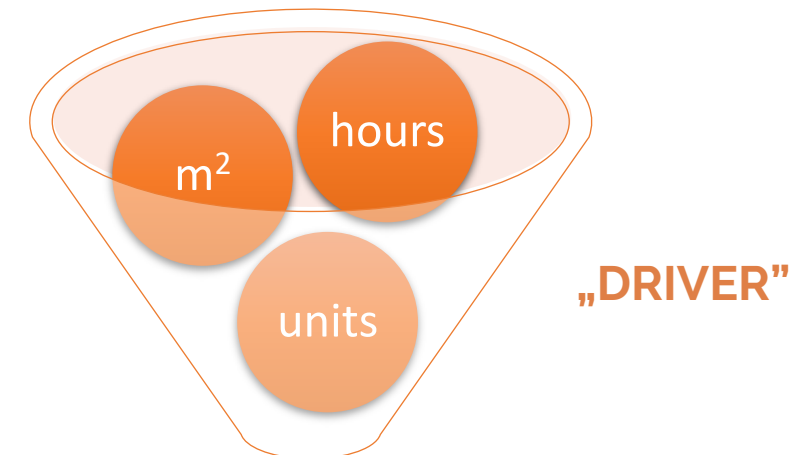

- Financing costs related to leasing contracts
- Buy-out costs related to leasing contracts
- Prototypes/Pilot plans?
- Full cost option in HE
- Full capitalised cost?
- Equipment bought before the project?

# Internally invoiced goods or services

## Based on unit-cost calculation (H2020)

- **What is this for?**
  - Self produced consumables or goods
  - Use of internal facilities or specialized premises
- **What's not?**
  - Cleaning, general accounting, HR/PR, admin, etc.
  - Costs that are already charged as direct costs (e.g., personnel?)
- Based on actual costs (!) only, excluding any internal overheads, profit or rates – it's a case-by-case calculation!
- Beneficiary has to ensure that the justification and/or calculation is available to prove that **"no-profit"** is kept
- The calculation itself is recorded in the accounts
- Goods/services internally invoiced are directly linked to the project concerned

„POOL”



Unit cost x number of units utilized on the project = eligible costs

## Horizon Europe - internal rates (???) with overhead included (!)

# Other goods and services: Article 10

## Subcontracting or Other service?

It's neither the EC, nor any of the Beneficiaries = a third party to the GA

- Any costs needed for the implementation of the action
- Consumables, material costs, dissemination costs, IPR protection fees, Certificate on Financial Statement, translations, proofreading, legal advice, publications costs, printing costs, meeting costs like catering and hotel costs, website design and development costs, etc.
- No need to foresee them one-by-one in the GA!

Article 10 Contracts to purchase goods, works or services	Article 13 Subcontracts
These contracts do not cover the implementation of action tasks, but they are necessary to implement action tasks by beneficiaries.	Subcontracts concern the implementation of action tasks; they imply the implementation of specific tasks which are part of the action and are described in Annex 1.
Do not have to be indicated in Annex 1.	Must be indicated in Annex 1.
The price for these contracts will be declared as 'other direct costs' — column D in Annex 2 — in the financial statement; they will be taken into account for the application of the flat-rate for indirect costs.	The price for the subcontracts will be declared as 'direct costs of subcontracting' — column B in Annex 2 — in the financial statement; they will not be taken into account for the application of the flat-rate for indirect costs.



**Key word:** Providing assistance to a non-complete task(s) of the action!

# Part III / Chapter Three

Indirect Costs in H2020



# Indirect Costs

## **FLAT-RATE overhead costs calculation applies**

For all Beneficiaries: 25% on the top of the total direct eligible costs, excluding:

- Subcontracting
- Costs of in-kind contribution provided by third parties, that are not used on the beneficiary's premises
- Costs of providing financial support to third parties
- Lump-sums or unit costs includes indirect costs
- **Specific cost categories (including internally invoiced goods and services) in HE**

**It's automatically added to the reported direct costs.**



# Part III / Chapter Four

Funding rates in H2020

# Funding rates

## One project – One Rate principle

- No distinction between the activities (e.g. research, management, other)
- 100% reimbursement for all in Research and Innovation Actions (RIA) and in Coordination and Support Actions (CSA)
- 70% reimbursement for profit making entities in Innovation Actions (IA) with the exception of:
  - 100% funding for non-profit entities in IA
- Special funding rates for some grants, like:
  - ERA-NET
  - MSCA – COFUND
- The funding rate is always applied on the reported and accepted eligible costs, taking into account the funding ceiling



# Part III / Chapter Five

Receipts in H2020

# Receipts (1)

## What are they?

A receipt is:

- A **dedicated** financial or in-kind contribution directly given to the project (**other than the EU contribution**), or
- An **Income** generated by the project, such as:
  - Participation fee on a project event
  - Equipment bought by and reported to the action sold before the end of the project



**Exploiting the project results (foreground) is NOT a receipt**  
**Receipt(s) can only be reported at the end of the project**



# Receipts - HE

## Corporate approach with HE derogation

### Financial Regulation

#### Article 192(2) FR

[...] **receipts are limited to the Union grant and the revenue generated** by that action or work programme.

#### Article 192(3)(c) FR

→ **non-profit** organisations are **NOT** concerned by receipts.

### HE derogation

- Income generated by the exploitation of the results shall **NOT** be considered as receipts of the action (Art 36(2) HE RfP → continuity with H2020)

# Part III / Chapter Six

Certificates in H2020

# Certificate/s of Costs

## What is a CFS?

- It must be provided by the concerned Beneficiaries individually, whenever requested
- It is to validate the Beneficiary's financial statement(s)
- All costs must be cross-checked, in exceptional cases "sampling" can be accepted
- CFS must be provided using the official template provided in the GA

## When is it due?

- H2020: The requested "accumulated" funding on actual costs and unit costs (i.e. excluding the 25% indirect costs) reaches **€325,000**
- HE: The requested "accumulated" funding on total reported costs reaches **€430,000**; or *€725.000 for those having a **System and Process Audit***
- To be submitted STRICTLY at the end of the project

## Who can provide?

- Qualified, independent auditors under the 8th Directive
- Public bodies, secondary / higher education establishments and research organisations may opt for a competent public officer



# **Part III / Chapter Seven**

**Payments and Exchange rates in H2020**

# The Guarantee Fund

## What is it?

- Guarantee Fund is to cover risks and recover lost grants
- All beneficiaries must contribute with 5% of their total calculated EU contribution
- Financial interest generated will cover risks (e.g. in case of bankruptcy)
- Will be reimbursed at the end of the project (1% may be deducted – from private entities)




# Mutual Insurance Mechanism

## Replacing the Guarantee Fund in Horizon Europe

5% Contribution to the Mechanism:  
but it can be more, or less.

- Actions require a **5% contribution** by the Beneficiaries.
- **Periodic evaluation** may change it and bring it up to 8% or reduce it under 5%.
- The Mechanism may be extended to **beneficiaries** of any other directly managed **Union programme**.
- It can be offset from the **initial pre-financing** and be paid to the Mechanism on behalf of the beneficiaries.



# Payments from the EU

## Explaining the different types

- **Pre-financing**, amount set by the EU in the GA, in 30 days after signing the GA
  - General advance-payment calculation: Total requested funding / number of reporting periods
  - **Minus 5% of the maximum grant amount to be transferred to the GF**
- **Interim payment(s)**, in 90 days from the date the EU received the Periodic reports
- **Payment of the Balance** (Final payment), in 90 days from the date the EU received the Final Periodic Reports + release of the GF contribution
- Suspension of payment may apply whenever needed

Total Budgeted Cost	1 000 €
Total Foreseen EC Contribution	1 000 €
Advance payment	550 €
<i>To Guarantee Fund</i>	50 €
Advance payment received	500 €
Reported and accepted cost after RP1	350 €
EC Contribution received	350 €
Reported and accepted costs after RP2	350 €
EC Contribution received	- €
Reported and accepted costs after RP3	300 €
EC Contribution received	150 €

# Exchange rates (1)

Beneficiary with accounts in **EUR**, must report all costs accounted directly from their accounts

Beneficiary with accounts **other than in EUR**, must use the average of the daily exchange rate of the concerned currency over Euro, published by the European Central Bank.



# Exchange rates (2)

## Norwegian krone (NOK)

2 February 2022

EUR 1 = NOK 9.9228 -0.0410(-0.4%)

Change from 1 April 2020 to 29 October 2021

Min (26 October 2021)	Max (22 April 2020)	Average
9.6828	11.6775	10.4824



Select: EUR vs. NOK

Period: 01/04/2020

31/10/2021

Zoom:

1m

6m

1y

10y

all



# THANK YOU!

*for your attention*

**Gabor Kitley**

[gabor.kitley@europamedia.org](mailto:gabor.kitley@europamedia.org)

 [@KitleyGabor](https://twitter.com/KitleyGabor)

 [@gaborkitley](https://www.linkedin.com/in/gaborkitley)

**europamediatrainings.com**

[info@europamediatrainings.com](mailto:info@europamediatrainings.com)

   [@EuropaMedia](https://twitter.com/EuropaMedia)



# VISIT

**europamediatrainings.com**

*for more*

*Things you wished you knew about Horizon 2020 and Horizon Europe*



*info@europamediatrainings.com*