



**Master of Finance  
and EC Audits**

# **Day 2 - Workshop Solution**

**Speaker: Gábor Kitley**

*Co-Founder and CEO of Europa Media Trainings*

25-27 September 2023

# Chapter One

Introduction

# The Exercise

HORIZON 2020 / Horizon Europe  
FINANCIAL REPORTING

# WORKSHOP/ PERSONNEL COSTS

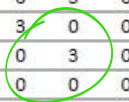


# Chapter Two

Personnel cost calculations

# Timesheets – Discussion

days	1	2	3	4	5	6	7	8	9	10	11	12	13	14	15	16	17	18	19	20	21	22	23	24	25	26	27	28	29	30	31	Total			
<b>ENVIRES Project</b>																																			
WP1																																			
WP3																																		81	
WP4																																		26	
WP6																																		10	
WP8																																		8	
WP9																																		18	
<b>ICT COOL Project</b>																																			
WP4																																			12
WP6																																			7
WP9																																			13
<b>FORWARD Project</b>																																			
WP1																																			3
WP4																																			1
WP5																																			9
WP9																																			32
WP1																																			14
WP4																																			6
WP6																																			6
WP9																																			26
WP1																																			24
WP4																																			0
WP5																																			176
WP9																																			



*Mr. Steve T. Smith*

APPROVAL BY THE EMPLOYER

# James Bond

Personnel cost calculations

# **Step 1 – H2020+HE**

**Identifying the eligible salary cost**

James Bond  
 Senior Research Manager  
 MI-6

**SALARY SLIP/PAYROLL**  
**September 2021**

<b>Total paid hours, including:</b>	<b>176</b>
1 Paid leave hours (including sick-leave, Ann/Pub holidays)	0
2 Working time, hours	176
3 Overtime, hours	0

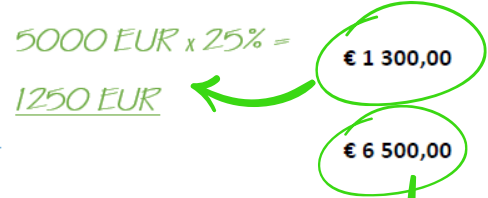
<b>Gross Salary, including:</b>	
A Monthly gross remuneration	€ 5 000,00 ✓
B Bonus - NO TIME TO WHINE - WP Leader Role	<del>€ 200,00</del> ✗
C	€ 0,00
D	€ 0,00
E	€ 0,00
<b>F (A+B+C+D+E) Total Gross Salary for September</b>	<b>€ 5 200,00</b>

<b>Taxes and charges deducted from Gross Total</b>		
K Personal Income Tax	15%	€ 780,00
L Public Health Insurance	15%	€ 780,00
M Employee Pension Savings	10%	€ 520,00
<b>K+L+M Total deductions</b>		<b>€ 2 080,00</b>

**Net salary payable to Employee**  
 F-(K+L+M) Bank transfer to employee **€ 3 120,00**

**Mandatory charges paid by the Employer**  
 Z (F x 25%) Employer's Pension and Health Tax **€ 1 300,00**

**GRAND TOTAL**  
 F+Z Total cost of employment in September **€ 6 500,00**



*James Bond*  
 Employee's signature 5 000 EUR

+1 250 EUR  
 6 250 EUR



# **Step 2 – H2020**

**Calculating the eligible hourly rate**

# 2021

		Gross Salary	additional remuneration - being a WP Leader	Annual Bonus	eligible gross salary	eligible employer's charges	eligible total salary costs	Hours on project NTTW	Total productive hours
2021	JAN	4 600,00 €	- €	- €	4 600,00 €	1 150,00 €	5 750,00 €	0	120
	FEB	4 600,00 €	- €	- €	4 600,00 €	1 150,00 €	5 750,00 €	0	144
	MAR	4 600,00 €	- €	- €	4 600,00 €	1 150,00 €	5 750,00 €	0	152
	APR	4 600,00 €	- €	- €	4 600,00 €	1 150,00 €	5 750,00 €	0	152
	MAY	4 600,00 €	- €	- €	4 600,00 €	1 150,00 €	5 750,00 €	0	168
	JUN	4 600,00 €	- €	- €	4 600,00 €	1 150,00 €	5 750,00 €	0	168
	JUL	5 000,00 €	- €	- €	5 000,00 €	1 250,00 €	6 250,00 €	0	120
	AUG	5 000,00 €	- €	- €	5 000,00 €	1 250,00 €	6 250,00 €	0	48
	SEP	5 000,00 €	<del>200,00 €</del>	- €	5 000,00 €	1 250,00 €	6 250,00 €	56	176
	OCT	5 000,00 €	<del>200,00 €</del>	- €	5 000,00 €	1 250,00 €	6 250,00 €	48	168
	NOV	5 000,00 €	<del>200,00 €</del>	- €	5 000,00 €	1 250,00 €	6 250,00 €	48	112
	DEC	5 000,00 €	<del>200,00 €</del>	5 008,00 €	10 008,00 €	2 502,00 €	12 510,00 €	32	104
	<b>TOTAL 2021</b>	<b>57 600,00 €</b>	<b><del>800,00 €</del></b>	<b>5 008,00 €</b>	<b>62 608,00 €</b>	<b>15 652,00 €</b>	<b>78 260,00 €</b>	<b>184</b>	<b>1632</b>



# 2022

		Gross Salary	additional remuneration - being a WP Leader	Annual Bonus	eligible gross salary	eligible employer's charges	eligible total salary costs	Hours on project NTTW	Total productive hours
<b>2022</b>	JAN	5 000,00 €	<del>200,00 €</del>	- €	5 000,00 €	1 250,00 €	6 250,00 €	64	128
	FEB	5 000,00 €	<del>200,00 €</del>	- €	5 000,00 €	1 250,00 €	6 250,00 €	64	104
	MAR	5 000,00 €	<del>200,00 €</del>	- €	5 000,00 €	1 250,00 €	6 250,00 €	48	176
	APR	5 000,00 €	<del>200,00 €</del>	- €	5 000,00 €	1 250,00 €	6 250,00 €	48	144
	MAY	5 000,00 €	<del>200,00 €</del>	- €	5 000,00 €	1 250,00 €	6 250,00 €	56	176
	JUN	5 000,00 €	<del>200,00 €</del>	- €	5 000,00 €	1 250,00 €	6 250,00 €	48	168
	JUL	5 500,00 €	<del>200,00 €</del>	- €	5 500,00 €	1 375,00 €	6 875,00 €	40	96
	AUG	5 500,00 €	<del>200,00 €</del>	- €	5 500,00 €	1 375,00 €	6 875,00 €	48	48
	SEP	2 750,00 €	- €	- €	2 750,00 €	687,50 €	3 437,50 €	0	0
	OCT	2 750,00 €	- €	- €	2 750,00 €	687,50 €	3 437,50 €	0	0
	NOV	2 750,00 €	- €	- €	2 750,00 €	687,50 €	3 437,50 €	0	0
	DEC	2 750,00 €	- €	3 040,00 €	5 790,00 €	1 447,50 €	7 237,50 €	0	0
<b>TOTAL 2022</b>		<b>52 000,00 €</b>	<b><del>1 600,00 €</del></b>	<b>3 040,00 €</b>	<b>55 040,00 €</b>	<b>13 760,00 €</b>	<b>68 800,00 €</b>	<b>416</b>	<b>1040</b>



# 2023

	Gross Salary	additional remuneration - being a WP Leader		Annual Bonus	eligible gross salary	eligible employer's charges	eligible total salary costs	Hours on project NTTW	Total productive hours
<b>2023</b>	JAN	2 750,00 €	- €	- €	2 750,00 €	687,50 €	3 437,50 €	0	0
	FEB	2 750,00 €	- €	- €	2 750,00 €	687,50 €	3 437,50 €	0	0
	MAR	2 750,00 €	<del>250,00 €</del>	- €	2 750,00 €	687,50 €	3 437,50 €	56	92
	APR	2 750,00 €	<del>250,00 €</del>	- €	2 750,00 €	687,50 €	3 437,50 €	48	76
	MAY	2 750,00 €	<del>250,00 €</del>	- €	2 750,00 €	687,50 €	3 437,50 €	48	88
	JUN	2 750,00 €	<del>250,00 €</del>	- €	2 750,00 €	687,50 €	3 437,50 €	48	88
	JUL	6 000,00 €	<del>250,00 €</del>	- €	6 000,00 €	1 500,00 €	7 500,00 €	40	80
	AUG	6 000,00 €	<del>250,00 €</del>	- €	6 000,00 €	1 500,00 €	7 500,00 €	40	72
	SEP	6 000,00 €	<del>250,00 €</del>	- €	6 000,00 €	1 500,00 €	7 500,00 €	72	168
	OCT	6 000,00 €	<del>250,00 €</del>	- €	6 000,00 €	1 500,00 €	7 500,00 €	88	176
	NOV	6 000,00 €	<del>250,00 €</del>	- €	6 000,00 €	1 500,00 €	7 500,00 €	88	136
	DEC	6 000,00 €	<del>250,00 €</del>	7 590,00 €	13 590,00 €	3 397,50 €	16 987,50 €	60	104
<b>TOTAL 2023</b>	<b>52 500,00 €</b>	<b><del>2 500,00 €</del></b>	<b>7 590,00 €</b>	<b>60 090,00 €</b>	<b>15 022,50 €</b>	<b>75 112,50 €</b>	<b>588</b>	<b>1080</b>	



# 2024 (?)

		Gross Salary	additional remuneration - being a WP Leader	Annual Bonus	eligible gross salary	eligible employer's charges	eligible total salary costs	Hours on project NTTW	Total productive hours
<b>2024</b>	JAN	6 000,00 €	<del>250,00 €</del>	- €	6 000,00 €	1 500,00 €	7 500,00 €	88	144
	FEB	6 000,00 €	<del>250,00 €</del>	- €	6 000,00 €	1 500,00 €	7 500,00 €	80	168
	MAR	6 000,00 €	<del>250,00 €</del>	- €	6 000,00 €	1 500,00 €	7 500,00 €	80	168
	APR	6 000,00 €	<del>250,00 €</del>	- €	6 000,00 €	1 500,00 €	7 500,00 €	72	152
	MAY	6 000,00 €	<del>250,00 €</del>	- €	6 000,00 €	1 500,00 €	7 500,00 €	88	176
	JUN	6 000,00 €	<del>250,00 €</del>	- €	6 000,00 €	1 500,00 €	7 500,00 €	72	160
	JUL	6 500,00 €	<del>250,00 €</del>	- €	6 500,00 €	1 625,00 €	8 125,00 €	64	184
	AUG	6 500,00 €	<del>250,00 €</del>	- €	6 500,00 €	1 625,00 €	8 125,00 €	68	168
	SEP	6 500,00 €	- €	- €	6 500,00 €	1 625,00 €	8 125,00 €	0	40
	OCT	6 500,00 €	- €	- €	6 500,00 €	1 625,00 €	8 125,00 €	0	72
	NOV	6 500,00 €	- €	- €	6 500,00 €	1 625,00 €	8 125,00 €	0	128
	DEC	6 500,00 €	- €	7 000,00 €	13 500,00 €	3 375,00 €	16 875,00 €	0	112
<b>TOTAL 2024</b>		<b>75 000,00 €</b>	<b><del>-2 000,00 €</del></b>	<b>7 000,00 €</b>	<b>82 000,00 €</b>	<b>20 500,00 €</b>	<b>102 500,00 €</b>	<b>612</b>	<b>1672</b>



# Hourly rates - James

H2020 / YEAR:	TOTAL Salary costs	Annual Standard
Fiscal Year 2021	78 260 €	1720
Fiscal Year 2022	68 800 €	1720
Fiscal Year 2023	75 112,5 €	1720
Fiscal Year 2024	102 500 €	1720

Proportionated "1720"		
Months being there	FTE position	FTE-Standard
12	1	1720
8	1	1146,67
10	0,8	1146,67
12	1	1720

Hourly rate 1720
<b>45,50 €</b>
<b>60,00 €</b>
<b>65,51 €</b>
<b>59,59 €</b>

H2020 / YEAR:	TOTAL Salary costs
Fiscal Year 2021	78 260 €
Fiscal Year 2022	68 800 €
Fiscal Year 2023	75 112,5 €
Fiscal Year 2024	102 500 €

ACTUAL Hours	
Actual hours worked	Actual Hourly Rate
1632	<b>47,95 €</b>
1040	<b>66,15 €</b>
1080	<b>69,55 €</b>
1672	<b>61,30 €</b>

# **Step 3 – H2020**

**Calculating the eligible personnel cost**

# James: 1720 – RP1 18M+ RP2 18M

RP1 (Sept 2021 - Feb 2023)	Fiscal year? Hourly rate		Hours worked on the project	Limits for hours? (1 <sup>st</sup> ceiling)	Eligible salary costs	Limit for salary cost? (2 <sup>nd</sup> Ceiling)
	Fiscal year?	Hourly rate				
Sept-Dec 2021	FY'21	45,50 €	184	184	8 372,00 €	8 372,00 €
Jan-Dec 2022	FY'22	60,00 €	416	416	24 960,00 €	24 960,00 €
Jan-Feb 2023	FY'22	60,00 €	0	0	- €	- €
<b>TOTAL</b>			<b>600</b>	<b>600</b>	<b>33 332,00 €</b>	<b>33 332,00 €</b>

RP2 (March 2023 - Aug 2024)	Fiscal year? Hourly rate		Hours worked on the project	Limits for hours? (1 <sup>st</sup> ceiling)	Eligible salary costs	Limit for salary cost? (2 <sup>nd</sup> Ceiling)
	Fiscal year?	Hourly rate				
Mar - Dec 2023	FY'23	65,51 €	588	588	38 516,99 €	38 516,99 €
Jan - Aug 2024	FY'23	65,51 €	612	612	40 089,11 €	40 089,11 €
<b>TOTAL</b>			<b>1200</b>	<b>1200</b>	<b>78 606,10 €</b>	<b>78 606,10 €</b>

**TOTAL FOR RP1+RP2**

**111 938,10 €**



# James: Actual – RP1 18M+ RP2 18M

RP1 (Sept 2021 - Feb 2023)	Fiscal year? Hourly rate		Hours worked on the project	Limits for hours? (1 <sup>st</sup> ceiling)	Eligible salary costs	Limit for salary cost? (2 <sup>nd</sup> Ceiling)
Sept-Dec 2021	FY'21	47,95 €	184	184	8 823,43 €	8 823,43 €
Jan-Dec 2022	FY'22	66,15 €	416	416	27 520,00 €	27 520,00 €
Jan-Feb 2023	FY'22	66,15 €	0	0	- €	- €
<b>TOTAL</b>			<b>600</b>	<b>600</b>	<b>36 343,43 €</b>	<b>36 343,43 €</b>

RP2 (March 2023 - Aug 2024)	Fiscal year? Hourly rate		Hours worked on the project	Limits for hours? (1 <sup>st</sup> ceiling)	Eligible salary costs	Limit for salary cost? (2 <sup>nd</sup> Ceiling)
Mar - Dec 2023	FY'23	69,55 €	588	588	40 894,58 €	40 894,58 €
Jan - Aug 2024	FY'23	69,55 €	612	612	42 563,75 €	42 563,75 €
<b>TOTAL</b>			<b>1200</b>	<b>1200</b>	<b>83 458,33 €</b>	<b>83 458,33 €</b>

<b>TOTAL FOR RP1+RP2</b>						<b>119 801,76 €</b>
--------------------------	--	--	--	--	--	---------------------

# James: 1720 – RP1 12M+ RP2 24M

RP1 (Sept 2021 - Aug 2022)	Fiscal year? Hourly rate		Hours worked on the project	Limits for hours? (1 <sup>st</sup> ceiling)	Eligible salary costs	Limit for salary cost? (2 <sup>nd</sup> Ceiling)
Sept-Dec 2021	FY'21	45,50 €	184	184	8 372,00 €	8 372,00 €
Jan-Aug 2022	FY'21	45,50 €	416	416	18 928,00 €	18 928,00 €
<b>TOTAL</b>			<b>600</b>	<b>600</b>	<b>27 300,00 €</b>	<b>27 300,00 €</b>

RP2 (Sept 2022 - Aug 2024)	Fiscal year? Hourly rate		Hours worked on the project	Limits for hours? (1 <sup>st</sup> ceiling)	Eligible salary costs	Limit for salary cost? (2 <sup>nd</sup> Ceiling)
Sept-Dec 2022	FY'22	60,00 €	0	0	- €	- €
Jan - Dec 2023	FY'23	65,51 €	588	588	38 516,99 €	38 516,99 €
Jan - Aug 2024	FY'23	65,51 €	612	612	40 089,11 €	40 089,11 €
<b>TOTAL</b>			<b>588</b>	<b>588</b>	<b>38 516,99 €</b>	<b>78 606,10 €</b>

<b>TOTAL FOR RP1+RP2</b>						<b>105 906,10 €</b>
--------------------------	--	--	--	--	--	---------------------

# James: Actual – RP1 12M+ RP2 24M

RP1 (Sept 2021 - Aug 2022)	Fiscal year?	Hourly rate	Hours worked on the project	Limits for hours? (1 <sup>st</sup> ceiling)	Eligible salary costs	Limit for salary cost? (2 <sup>nd</sup> Ceiling)
Sept-Dec 2021	FY'21	47,95 €	184	184	8 823,43 €	8 823,43 €
Jan-Aug 2022	FY'21	47,95 €	416	416	19 948,63 €	19 948,63 €
<b>TOTAL</b>			<b>600</b>	<b>600</b>	<b>28 772,06 €</b>	<b>28 772,06 €</b>

RP2 (Sept 2022 - Aug 2024)	Fiscal year?	Hourly rate	Hours worked on the project	Limits for hours? (1 <sup>st</sup> ceiling)	Eligible salary costs	Limit for salary cost? (2 <sup>nd</sup> Ceiling)
Sept-Dec 2022	FY'22	66,15 €	0	0	- €	- €
Jan - Dec 2023	FY'23	69,55 €	588	588	40 894,58 €	40 894,58 €
Jan - Aug 2024	FY'23	69,55 €	612	612	42 563,75 €	42 563,75 €
<b>TOTAL</b>			<b>1200</b>	<b>1200</b>	<b>83 458,33 €</b>	<b>83 458,33 €</b>

<b>TOTAL FOR RP1+RP2</b>						<b>112 230,39 €</b>
--------------------------	--	--	--	--	--	---------------------

## **Step 2 – Horizon Europe**

Calculating the eligible daily-rate –

**REPORTING PERIOD BASED – 18 + 18 months**

# James/HE

## RP1: M1-M18

		additional remuneration - being a WP Leader			eligible gross salary	eligible employer's charges	eligible total salary costs
		Gross Salary		Annual Bonus			
2021	JAN	4 600,00 €	- €	- €	4 600,00 €	1 150,00 €	5 750,00 €
	FEB	4 600,00 €	- €	- €	4 600,00 €	1 150,00 €	5 750,00 €
	MAR	4 600,00 €	- €	- €	4 600,00 €	1 150,00 €	5 750,00 €
	APR	4 600,00 €	- €	- €	4 600,00 €	1 150,00 €	5 750,00 €
	MAY	4 600,00 €	- €	- €	4 600,00 €	1 150,00 €	5 750,00 €
	JUN	4 600,00 €	- €	- €	4 600,00 €	1 150,00 €	5 750,00 €
	JUL	5 000,00 €	- €	- €	5 000,00 €	1 250,00 €	6 250,00 €
	AUG	5 000,00 €	- €	- €	5 000,00 €	1 250,00 €	6 250,00 €
	SEP	5 000,00 €	—200,00€	- €	5 000,00 €	1 250,00 €	6 250,00 €
	OCT	5 000,00 €	—200,00€	- €	5 000,00 €	1 250,00 €	6 250,00 €
	NOV	5 000,00 €	—200,00€	- €	5 000,00 €	1 250,00 €	6 250,00 €
	DEC	5 000,00 €	—200,00€	5 008,00 €	10 008,00 €	2 502,00 €	12 510,00 €
	<b>TOTAL 2021</b>		<b>57 600,00 €</b>	<b>—800,00€</b>	<b>5 008,00 €</b>	<b>62 608,00 €</b>	<b>15 652,00 €</b>
2022	JAN	5 000,00 €	—200,00€	- €	5 000,00 €	1 250,00 €	6 250,00 €
	FEB	5 000,00 €	—200,00€	- €	5 000,00 €	1 250,00 €	6 250,00 €
	MAR	5 000,00 €	—200,00€	- €	5 000,00 €	1 250,00 €	6 250,00 €
	APR	5 000,00 €	—200,00€	- €	5 000,00 €	1 250,00 €	6 250,00 €
	MAY	5 000,00 €	—200,00€	- €	5 000,00 €	1 250,00 €	6 250,00 €
	JUN	5 000,00 €	—200,00€	- €	5 000,00 €	1 250,00 €	6 250,00 €
	JUL	5 500,00 €	—200,00€	- €	5 500,00 €	1 375,00 €	6 875,00 €
	AUG	5 500,00 €	—200,00€	- €	5 500,00 €	1 375,00 €	6 875,00 €
	SEP	2 750,00 €	- €	- €	2 750,00 €	687,50 €	3 437,50 €
	OCT	2 750,00 €	- €	- €	2 750,00 €	687,50 €	3 437,50 €
	NOV	2 750,00 €	- €	- €	2 750,00 €	687,50 €	3 437,50 €
	DEC	2 750,00 €	- €	3 040,00 €	5 790,00 €	1 447,50 €	7 237,50 €
	<b>TOTAL 2022</b>		<b>52 000,00 €</b>	<b>—1 600,00€</b>	<b>3 040,00 €</b>	<b>55 040,00 €</b>	<b>13 760,00 €</b>
	JAN	2 750,00 €	- €	- €	2 750,00 €	687,50 €	3 437,50 €
	FEB	2 750,00 €	- €	- €	2 750,00 €	687,50 €	3 437,50 €
	MAR	2 750,00 €	—250,00€	- €	2 750,00 €	687,50 €	3 437,50 €
							<b>106 935,00 €</b>

# James/HE

## RP2: M19-M36

2023	MAR	2 750,00 €	—250,00 €	- €	2 750,00 €	687,50 €	3 437,50 €	
	APR	2 750,00 €	—250,00 €	- €	2 750,00 €	687,50 €	3 437,50 €	
	MAY	2 750,00 €	—250,00 €	- €	2 750,00 €	687,50 €	3 437,50 €	
	JUN	2 750,00 €	—250,00 €	- €	2 750,00 €	687,50 €	3 437,50 €	
	JUL	6 000,00 €	—250,00 €	- €	6 000,00 €	1 500,00 €	7 500,00 €	
	AUG	6 000,00 €	—250,00 €	- €	6 000,00 €	1 500,00 €	7 500,00 €	
	SEP	6 000,00 €	—250,00 €	- €	6 000,00 €	1 500,00 €	7 500,00 €	
	OCT	6 000,00 €	—250,00 €	- €	6 000,00 €	1 500,00 €	7 500,00 €	
	NOV	6 000,00 €	—250,00 €	- €	6 000,00 €	1 500,00 €	7 500,00 €	
	DEC	6 000,00 €	—250,00 €	7 590,00 €	13 590,00 €	3 397,50 €	16 987,50 €	
	<b>TOTAL 2023</b>	<b>52 500,00 €</b>	<b>—2 500,00 €</b>	<b>7 590,00 €</b>	<b>60 090,00 €</b>	<b>15 022,50 €</b>	<b>75 112,50 €</b>	
2024	JAN	6 000,00 €	—250,00 €	- €	6 000,00 €	1 500,00 €	7 500,00 €	
	FEB	6 000,00 €	—250,00 €	- €	6 000,00 €	1 500,00 €	7 500,00 €	
	MAR	6 000,00 €	—250,00 €	- €	6 000,00 €	1 500,00 €	7 500,00 €	
	APR	6 000,00 €	—250,00 €	- €	6 000,00 €	1 500,00 €	7 500,00 €	
	MAY	6 000,00 €	—250,00 €	- €	6 000,00 €	1 500,00 €	7 500,00 €	
	JUN	6 000,00 €	—250,00 €	- €	6 000,00 €	1 500,00 €	7 500,00 €	
	JUL	6 500,00 €	—250,00 €	- €	6 500,00 €	1 625,00 €	8 125,00 €	
	AUG	6 500,00 €	—250,00 €	- €	6 500,00 €	1 625,00 €	8 125,00 €	<b>129 487,50 €</b>
	SEP	6 500,00 €	- €	- €	6 500,00 €	1 625,00 €	8 125,00 €	

# James D/R – RP1 18M+ RP2 18M

HE / Reporting Period:	TOTAL Salary cost over the period	MDDE/Year (fixed by GA)	Maximum Declarable Day Equivalent (MDDE)				Daily-rate for period
			Lenth of the period (months)	Months working there	FTE (???)	Actual "MDDE" for period	
RP1: M1-M18	106 935 €	215	18	12	1	215,00	<b>497,37 €</b>
RP2: M19-M36	129 488 €	215	18	18	1	322,50	<b>401,51 €</b>

or....

HE / Reporting Period:	TOTAL Salary cost over the period	MDDE/Year (fixed by GA)	Maximum Declarable Day Equivalent (MDDE)				Daily-rate for period
			Lenth of the period (months)	Months working there	FTE (???)	Actual "MDDE" for period	
RP1: M1-M18	106 935 €	215	18	12	1	215,00	<b>497,37 €</b>
RP2: M19-M36	129 488 €	215	18	18	0,89	286,67	<b>451,70 €</b>

$$(14 * 1 + 4 * 0,5) / 18$$

# **Step 3 – Horizon Europe**

Calculating the eligible personnel cost –  
**REPORTING PERIOD BASED – 18+18 months**



# James HE – RP1 18M+ RP2 18M

HE / Reporting Period:	TOTAL Salary cost over the period	MDDE/Year (fixed by GA)	Maximum Declarable Day Equivalent (MDDE)				Daily-rate for period
			Lenth of the period (months)	Months working there	FTE (???)	Actual "MDDE" for period	
RP1: M1-M18	106 935 €	215	18	12	1	215,00	<b>497,37 €</b>
RP2: M19-M36	129 488 €	215	18	18	1	322,50	<b>401,51 €</b>

Horizon Europe	Year	Hours worked on project	Day-equivalent	Days work on the project		Limit for days (1st Ceiling)	Daily Rate	Eligible Personnel Costs
RP1	2021	184	8	23,00	75,00	215	497,37 €	<b>37 302,91 €</b>
	2022	416	8	52,00				
	2023	0	0	0,00				
RP2	2023	200	4	50,00	175,00	322,5	401,51 €	<b>70 264,53 €</b>
	2023	388	8	48,50				
	2024	612	8	76,50				

<b>TOTAL</b>								<b>107 567,44 €</b>
--------------	--	--	--	--	--	--	--	---------------------

# James HE – RP1 18M+ RP2 18M

HE / Reporting Period:	TOTAL Salary cost over the period	MDDE/Year (fixed by GA)	Maximum Declarable Day Equivalent (MDDE)				Daily-rate for period
			Lenth of the period (months)	Months working there	FTE (???)	Actual "MDDE" for period	
RP1: M1-M18	106 935 €	215	18	12	1	215,00	<b>497,37 €</b>
RP2: M19-M36	129 488 €	215	18	18	0,89	286,67	<b>451,70 €</b>

Horizon Europe	Year	Hours worked on project	Day-equivalent		Days work on the project	Limit for days (1st Ceiling)	Daily Rate	Eligible Personnel Costs
			Day-equivalent	Days work on the project				
RP1	2021	184	8	23,00	75,00	215	497,37 €	<b>37 302,91 €</b>
	2022	416	8	52,00				
	2023	0	0	0,00				
RP2	2023	200	8	25,00	150,00	322,5	451,70 €	<b>67 755,09 €</b>
	2023	388	8	48,50				
	2024	612	8	76,50				

<b>TOTAL</b>	<b>105 057,99 €</b>
--------------	---------------------

## **Step 2 – Horizon Europe**

Calculating the eligible daily-rate –

**REPORTING PERIOD BASED – 12 + 24 months**

# James/HE

## RP1: M1-M12

		additional remuneration - being a WP Leader			eligible gross salary	eligible employer's charges	eligible total salary costs	
		Gross Salary	Leader	Annual Bonus	eligible gross salary	eligible employer's charges	eligible total salary costs	
2021	JAN	4 600,00 €	- €	- €	4 600,00 €	1 150,00 €	5 750,00 €	
	FEB	4 600,00 €	- €	- €	4 600,00 €	1 150,00 €	5 750,00 €	
	MAR	4 600,00 €	- €	- €	4 600,00 €	1 150,00 €	5 750,00 €	
	APR	4 600,00 €	- €	- €	4 600,00 €	1 150,00 €	5 750,00 €	
	MAY	4 600,00 €	- €	- €	4 600,00 €	1 150,00 €	5 750,00 €	
	JUN	4 600,00 €	- €	- €	4 600,00 €	1 150,00 €	5 750,00 €	
	JUL	5 000,00 €	- €	- €	5 000,00 €	1 250,00 €	6 250,00 €	
	AUG	5 000,00 €	- €	- €	5 000,00 €	1 250,00 €	6 250,00 €	
	SEP	5 000,00 €	—200,00€	- €	5 000,00 €	1 250,00 €	6 250,00 €	
	OCT	5 000,00 €	—200,00€	- €	5 000,00 €	1 250,00 €	6 250,00 €	
	NOV	5 000,00 €	—200,00€	- €	5 000,00 €	1 250,00 €	6 250,00 €	
	DEC	5 000,00 €	—200,00€	5 008,00 €	10 008,00 €	2 502,00 €	12 510,00 €	
<b>TOTAL 2021</b>		<b>57 600,00 €</b>	<b>—800,00€</b>	<b>5 008,00 €</b>	<b>62 608,00 €</b>	<b>15 652,00 €</b>	<b>78 260,00 €</b>	
2022	RP1 JAN	5 000,00 €	—200,00€	- €	5 000,00 €	1 250,00 €	6 250,00 €	
	FEB	5 000,00 €	—200,00€	- €	5 000,00 €	1 250,00 €	6 250,00 €	
	MAR	5 000,00 €	—200,00€	- €	5 000,00 €	1 250,00 €	6 250,00 €	
	APR	5 000,00 €	—200,00€	- €	5 000,00 €	1 250,00 €	6 250,00 €	
	MAY	5 000,00 €	—200,00€	- €	5 000,00 €	1 250,00 €	6 250,00 €	
	JUN	5 000,00 €	—200,00€	- €	5 000,00 €	1 250,00 €	6 250,00 €	
	JUL	5 500,00 €	—200,00€	- €	5 500,00 €	1 375,00 €	6 875,00 €	
	AUG	5 500,00 €	—200,00€	- €	5 500,00 €	1 375,00 €	6 875,00 €	<b>82 510,00 €</b>

# James/HE

## RP2: M13-M36

2023	SEP	2 750,00 €	—	€	- €	2 750,00 €	687,50 €	3 437,50 €	
	OCT	2 750,00 €	—	€	- €	2 750,00 €	687,50 €	3 437,50 €	
	NOV	2 750,00 €	—	€	- €	2 750,00 €	687,50 €	3 437,50 €	
	DEC	2 750,00 €	—	€	3 040,00 €	5 790,00 €	1 447,50 €	7 237,50 €	
	<b>TOTAL 2022</b>	<b>52 000,00 €</b>	<b>—</b>	<b>€</b>	<b>3 040,00 €</b>	<b>55 040,00 €</b>	<b>13 760,00 €</b>	<b>68 800,00 €</b>	
	JAN	2 750,00 €	—	€	- €	2 750,00 €	687,50 €	3 437,50 €	
	FEB	2 750,00 €	—	€	- €	2 750,00 €	687,50 €	3 437,50 €	
	MAR	2 750,00 €	—	250,00 €	- €	2 750,00 €	687,50 €	3 437,50 €	
	APR	2 750,00 €	—	250,00 €	- €	2 750,00 €	687,50 €	3 437,50 €	
	MAY	2 750,00 €	—	250,00 €	- €	2 750,00 €	687,50 €	3 437,50 €	
	JUN	2 750,00 €	—	250,00 €	- €	2 750,00 €	687,50 €	3 437,50 €	
	JUL	6 000,00 €	—	250,00 €	- €	6 000,00 €	1 500,00 €	7 500,00 €	
	AUG	6 000,00 €	—	250,00 €	- €	6 000,00 €	1 500,00 €	7 500,00 €	
SEP	6 000,00 €	—	250,00 €	- €	6 000,00 €	1 500,00 €	7 500,00 €		
OCT	6 000,00 €	—	250,00 €	- €	6 000,00 €	1 500,00 €	7 500,00 €		
NOV	6 000,00 €	—	250,00 €	- €	6 000,00 €	1 500,00 €	7 500,00 €		
DEC	6 000,00 €	—	250,00 €	7 590,00 €	13 590,00 €	3 397,50 €	16 987,50 €		
<b>TOTAL 2023</b>	<b>52 500,00 €</b>	<b>—</b>	<b>€</b>	<b>7 590,00 €</b>	<b>60 090,00 €</b>	<b>15 022,50 €</b>	<b>75 112,50 €</b>		
2024	JAN	6 000,00 €	—	250,00 €	- €	6 000,00 €	1 500,00 €	7 500,00 €	
	FEB	6 000,00 €	—	250,00 €	- €	6 000,00 €	1 500,00 €	7 500,00 €	
	MAR	6 000,00 €	—	250,00 €	- €	6 000,00 €	1 500,00 €	7 500,00 €	
	APR	6 000,00 €	—	250,00 €	- €	6 000,00 €	1 500,00 €	7 500,00 €	
	MAY	6 000,00 €	—	250,00 €	- €	6 000,00 €	1 500,00 €	7 500,00 €	
	JUN	6 000,00 €	—	250,00 €	- €	6 000,00 €	1 500,00 €	7 500,00 €	
	JUL	6 500,00 €	—	250,00 €	- €	6 500,00 €	1 625,00 €	8 125,00 €	
	AUG	6 500,00 €	—	250,00 €	- €	6 500,00 €	1 625,00 €	8 125,00 €	<b>153 912,50 €</b>
	SEP	6 500,00 €	—	- €	- €	6 500,00 €	1 625,00 €	8 125,00 €	

# James D/R – RP1 12M+ RP2 24M

HE / Reporting Period:	TOTAL Salary cost over the period	MDDE/Year (fixed by GA)	Maximum Declarable Day Equivalent (MDDE)				Daily-rate for period
			Lenth of the period (months)	Months working there	FTE (???)	Actual "MDDE" for period	
RP1: M1-12	82 510 €	215	12	12	1	215,00	<b>383,77 €</b>
RP2: M13-M36	153 913 €	215	24	18	1	322,50	<b>477,25 €</b>

or....

HE / Reporting Period:	TOTAL Salary cost over the period	MDDE/Year (fixed by GA)	Maximum Declarable Day Equivalent (MDDE)				Daily-rate for period
			Lenth of the period (months)	Months working there	FTE (???)	Actual "MDDE" for period	
RP1: M1-12	82 510 €	215	12	12	1	215,00	<b>383,77 €</b>
RP2: M13-M36	153 913 €	215	24	18	0,89	286,67	<b>536,90 €</b>

$$(14 * 1 + 4 * 0,5) / 18$$

# **Step 3 – Horizon Europe**

Calculating the eligible personnel cost –  
**REPORTING PERIOD BASED – 12+24 months**

# James HE – RP1 12M+ RP2 24M

HE / Reporting Period:	TOTAL Salary cost over the period	MDDE/Year (fixed by GA)	Maximum Declarable Day Equivalent (MDDE)				Actual "MDDE" for period	Daily-rate for period
			Lenth of the period (months)	Months working there	FTE (???)			
RP1: M1-12	82 510 €	215	12	12	1	215,00	<b>383,77 €</b>	
RP2: M13-M36	153 913 €	215	24	18	1	322,50	<b>477,25 €</b>	

Horizon Europe	Year	Hours worked on project	Day-equivalent	Days work on the project		Limit for days (1st Ceiling)	Daily Rate	Eligible Personnel Costs
RP1	2021	184	8	23,00	75,00	215,00	383,77 €	<b>28 782,56 €</b>
	2022	416	8	52,00				
RP2	2022	0	0	0,00	175,00	322,50	477,25 €	<b>83 518,41 €</b>
	2023	200	4	50,00				
	2023	388	8	48,50				
	2024	612	8	76,50				

<b>TOTAL</b>	<b>112 300,97 €</b>
--------------	---------------------



# James HE – RP1 12M+ RP2 24M

HE / Reporting Period:	TOTAL Salary cost over the period	MDDE/Year (fixed by GA)	Maximum Declarable Day Equivalent (MDDE)			Actual "MDDE" for period	Daily-rate for period
			Lenth of the period (months)	Months working there	FTE (???)		
RP1: M1-12	82 510 €	215	12	12	1	215,00	<b>383,77 €</b>
RP2: M13-M36	153 913 €	215	24	18	0,89	286,67	<b>536,90 €</b>

Horizon Europe	Year	Hours worked on project	Day-equivalent		Days work on the project	Limit for days (1st Ceiling)	Daily Rate	Eligible Personnel Costs
			Day-equivalent	Days work on the project				
RP1	2021	184	8	23,00	75,00	215,00	383,77 €	<b>28 782,56 €</b>
	2022	416	8	52,00				
RP2	2022	0	0	0,00	150,00	286,67	536,90 €	<b>80 535,61 €</b>
	2023	200	8	25,00				
	2023	388	8	48,50				
	2024	612	8	76,50				

<b>TOTAL</b>	<b>109 318,17 €</b>
--------------	---------------------

## **Step 2 – Horizon Europe**

Calculating the eligible daily-rate –

**CALENDAR-YEAR BASED – 18+18 months**

# James/HE

## RP1: M1-M18

<b>2021</b>	RP1	SEP	5 000,00 €	<del>200,00 €</del>	- €	5 000,00 €	1 250,00 €	6 250,00 €	
		OCT	5 000,00 €	<del>200,00 €</del>	- €	5 000,00 €	1 250,00 €	6 250,00 €	
		NOV	5 000,00 €	<del>200,00 €</del>	- €	5 000,00 €	1 250,00 €	6 250,00 €	
		DEC	5 000,00 €	<del>200,00 €</del>	5 008,00 €	10 008,00 €	2 502,00 €	12 510,00 €	<b>31 260,00 €</b>
<b>2022</b>		JAN	5 000,00 €	<del>200,00 €</del>	- €	5 000,00 €	1 250,00 €	6 250,00 €	
		FEB	5 000,00 €	<del>200,00 €</del>	- €	5 000,00 €	1 250,00 €	6 250,00 €	
		MAR	5 000,00 €	<del>200,00 €</del>	- €	5 000,00 €	1 250,00 €	6 250,00 €	
		APR	5 000,00 €	<del>200,00 €</del>	- €	5 000,00 €	1 250,00 €	6 250,00 €	
		MAY	5 000,00 €	<del>200,00 €</del>	- €	5 000,00 €	1 250,00 €	6 250,00 €	
		JUN	5 000,00 €	<del>200,00 €</del>	- €	5 000,00 €	1 250,00 €	6 250,00 €	
		JUL	5 500,00 €	<del>200,00 €</del>	- €	5 500,00 €	1 375,00 €	6 875,00 €	
		AUG	5 500,00 €	<del>200,00 €</del>	- €	5 500,00 €	1 375,00 €	6 875,00 €	
	SEP	2 750,00 €	- €	- €	2 750,00 €	687,50 €	3 437,50 €		
	OCT	2 750,00 €	- €	- €	2 750,00 €	687,50 €	3 437,50 €		
	NOV	2 750,00 €	- €	- €	2 750,00 €	687,50 €	3 437,50 €		
	DEC	2 750,00 €	- €	3 040,00 €	5 790,00 €	1 447,50 €	7 237,50 €	<b>68 800,00 €</b>	
<b>2023</b>	JAN	2 750,00 €	- €	- €	2 750,00 €	687,50 €	3 437,50 €		
	FEB	2 750,00 €	- €	- €	2 750,00 €	687,50 €	3 437,50 €	<b>6 875,00 €</b>	

# James/HE

## RP2: M19-M36

2023	RP2	MAR	2 750,00 €	—250,00€	- €	2 750,00 €	687,50 €	3 437,50 €	
		APR	2 750,00 €	—250,00€	- €	2 750,00 €	687,50 €	3 437,50 €	
		MAY	2 750,00 €	—250,00€	- €	2 750,00 €	687,50 €	3 437,50 €	
		JUN	2 750,00 €	—250,00€	- €	2 750,00 €	687,50 €	3 437,50 €	
		JUL	6 000,00 €	—250,00€	- €	6 000,00 €	1 500,00 €	7 500,00 €	
		AUG	6 000,00 €	—250,00€	- €	6 000,00 €	1 500,00 €	7 500,00 €	
		SEP	6 000,00 €	—250,00€	- €	6 000,00 €	1 500,00 €	7 500,00 €	
		OCT	6 000,00 €	—250,00€	- €	6 000,00 €	1 500,00 €	7 500,00 €	
		NOV	6 000,00 €	—250,00€	- €	6 000,00 €	1 500,00 €	7 500,00 €	
		DEC	6 000,00 €	—250,00€	7 590,00 €	13 590,00 €	3 397,50 €	16 987,50 €	<b>68 237,50 €</b>
2024	RP2	JAN	6 000,00 €	—250,00€	- €	6 000,00 €	1 500,00 €	7 500,00 €	
		FEB	6 000,00 €	—250,00€	- €	6 000,00 €	1 500,00 €	7 500,00 €	
		MAR	6 000,00 €	—250,00€	- €	6 000,00 €	1 500,00 €	7 500,00 €	
		APR	6 000,00 €	—250,00€	- €	6 000,00 €	1 500,00 €	7 500,00 €	
		MAY	6 000,00 €	—250,00€	- €	6 000,00 €	1 500,00 €	7 500,00 €	
		JUN	6 000,00 €	—250,00€	- €	6 000,00 €	1 500,00 €	7 500,00 €	
		JUL	6 500,00 €	—250,00€	- €	6 500,00 €	1 625,00 €	8 125,00 €	
		AUG	6 500,00 €	—250,00€	- €	6 500,00 €	1 625,00 €	8 125,00 €	<b>61 250,00 €</b>

# James D/R – RP1 18M+ RP2 18M

HE / Reporting Period:	TOTAL Salary cost over the period	MDDE/Year (fixed by GA)	Maximum Declarable Day Equivalent (MDDE)				Daily-rate for period
			Lenth of the period (months)	Months working there	FTE (???)	Actual "MDDE" for period	
<b>RP1: M1-M18</b>							
2021 SEPT - DEC	31 260 €	215	4	4	1	71,50	<b>437,20 €</b>
2022 FULL YEAR	68 800 €	215	12	8	1	143,50	<b>479,44 €</b>
2023 JAN-FEB	6 875 €	215	2	0	1	0,00	- €
<b>RP2: M19-M36</b>							
2023 MAR - DEC	68 238 €	215	10	10	1	179,00	<b>381,22 €</b>
2024 JAN - AUG	61 250 €	215	8	8	1	143,50	<b>426,83 €</b>

or....

HE / Reporting Period:	TOTAL Salary cost over the period	MDDE/Year (fixed by GA)	Maximum Declarable Day Equivalent (MDDE)				Daily-rate for period
			Lenth of the period (months)	Months working there	FTE (???)	Actual "MDDE" for period	
<b>RP1: M1-M18</b>							
2021 SEPT - DEC	31 260 €	215	4	4	1	71,50	<b>437,20 €</b>
2022 FULL YEAR	68 800 €	215	12	8	1	143,50	<b>479,44 €</b>
2023 JAN-FEB	6 875 €	215	2	0	1	0,00	- €
<b>RP2: M19-M36</b>							
2023 MAR - DEC	68 238 €	215	10	10	0,80	143,50	<b>475,52 €</b>
2024 JAN - AUG	61 250 €	215	8	8	1	143,50	<b>426,83 €</b>

$(4 * 0,5 + 6 * 1) / 10$

# **Step 3 – Horizon Europe**

**Calculating the eligible personnel cost –  
CALENDAR-YEAR BASED – 18+18 months**

# James HE - RP1 18M+ RP2 18M

HE / Reporting Period:	TOTAL Salary cost over the period	MDDE/Year (fixed by GA)	Maximum Declarable Day Equivalent (MDDE)					Daily-rate for period
			Lenth of the Months period (months)	working there	FTE (???)	Actual "MDDE" for period		
<b>RP1: M1-M18</b>								
<i>2021 SEPT - DEC</i>	31 260 €	215	4	4	1	71,50	<b>437,20 €</b>	
<i>2022 FULL YEAR</i>	68 800 €	215	12	8	1	143,50	<b>479,44 €</b>	
<i>2023 JAN-FEB</i>	6 875 €	215	2	0	1	0,00	- €	
<b>RP2: M19-M36</b>								
<i>2023 MAR - DEC</i>	68 238 €	215	10	10	1	179,00	<b>381,22 €</b>	
<i>2024 JAN - AUG</i>	61 250 €	215	8	8	1	143,50	<b>426,83 €</b>	

Horizon Europe	Year	Hours worked on project	Day-equivalent	Days work on the	Limit for days (1st Ceiling)	Daily Rate	Eligible Personnel	
RP1	<i>2021 SEPT - DEC</i>	184	8	23,00	71,5	437,20 €	10 055,66 €	<b>34 986,67 €</b>
	<i>2022 FULL YEAR</i>	416	8	52,00	143,5	479,44 €	24 931,01 €	
	<i>2023 JAN - FEB</i>	0	0	0,00	0,0	- €	- €	
RP2	<i>2023 MAR - JUN</i>	200	4	50,00	71,5	381,22 €	19 060,75 €	<b>70 202,12 €</b>
	<i>2023 JULY - DEC</i>	388	8	48,50	143,5	381,22 €	18 488,93 €	
	<i>2024 JAN - AUG</i>	612	8	76,50	143,5	426,83 €	32 652,44 €	
<b>TOTAL</b>								<b>105 188,80 €</b>

# James HE - RP1 18M+ RP2 18M

HE / Reporting Period:	TOTAL Salary cost over the period	MDDE/Year (fixed by GA)	Maximum Declarable Day Equivalent (MDDE)				Daily-rate for period
			Lenth of the period (months)	Months working there	FTE (???)	Actual "MDDE" for period	
<b>RP1: M1-M18</b>							
<i>2021 SEPT - DEC</i>	31 260 €	215	4	4	1	71,50	<b>437,20 €</b>
<i>2022 FULL YEAR</i>	68 800 €	215	12	8	1	143,50	<b>479,44 €</b>
<i>2023 JAN-FEB</i>	6 875 €	215	2	0	1	0,00	- €
<b>RP2: M19-M36</b>							
<i>2023 MAR - DEC</i>	68 238 €	215	10	10	0,80	143,50	<b>475,52 €</b>
<i>2024 JAN - AUG</i>	61 250 €	215	8	8	1	143,50	<b>426,83 €</b>

Horizon Europe	Year	Hours worked on project	Day-equivalent	Days work on the	Limit for days (1st Ceiling)	Daily Rate	Eligible Personnel	
RP1	<i>2021 SEPT - DEC</i>	184	8	23,00	71,5	437,20 €	10 055,66 €	<b>34 986,67 €</b>
	<i>2022 FULL YEAR</i>	416	8	52,00	143,5	479,44 €	24 931,01 €	
	<i>2023 JAN - FEB</i>	0	0	0,00	0,0	- €	- €	
RP2	<i>2023 MAR - JUN</i>	200	8	25,00	71,5	475,52 €	11 888,07 €	<b>67 603,35 €</b>
	<i>2023 JULY - DEC</i>	388	8	48,50	143,5	475,52 €	23 062,85 €	
	<i>2024 JAN - AUG</i>	612	8	76,50	143,5	426,83 €	32 652,44 €	

**TOTAL** **102 590,03 €**



## **Step 2 – Horizon Europe**

Calculating the eligible daily-rate –

**CALENDAR-YEAR BASED – 12+24 months**

# James/HE

## RP1: M1-M12

<b>2021</b>	<b>RP1</b>	SEP	5 000,00 €	<del>200,00 €</del>	- €	5 000,00 €	1 250,00 €	6 250,00 €	
		OCT	5 000,00 €	<del>200,00 €</del>	- €	5 000,00 €	1 250,00 €	6 250,00 €	
		NOV	5 000,00 €	<del>200,00 €</del>	- €	5 000,00 €	1 250,00 €	6 250,00 €	
		DEC	5 000,00 €	<del>200,00 €</del>	5 008,00 €	10 008,00 €	2 502,00 €	12 510,00 €	<b>31 260,00 €</b>
<b>2022</b>		JAN	5 000,00 €	<del>200,00 €</del>	- €	5 000,00 €	1 250,00 €	6 250,00 €	
		FEB	5 000,00 €	<del>200,00 €</del>	- €	5 000,00 €	1 250,00 €	6 250,00 €	
		MAR	5 000,00 €	<del>200,00 €</del>	- €	5 000,00 €	1 250,00 €	6 250,00 €	
		APR	5 000,00 €	<del>200,00 €</del>	- €	5 000,00 €	1 250,00 €	6 250,00 €	
		MAY	5 000,00 €	<del>200,00 €</del>	- €	5 000,00 €	1 250,00 €	6 250,00 €	
		JUN	5 000,00 €	<del>200,00 €</del>	- €	5 000,00 €	1 250,00 €	6 250,00 €	
		JUL	5 500,00 €	<del>200,00 €</del>	- €	5 500,00 €	1 375,00 €	6 875,00 €	
		AUG	5 500,00 €	<del>200,00 €</del>	- €	5 500,00 €	1 375,00 €	6 875,00 €	<b>51 250,00 €</b>

# James/HE

## RP2: M13-M36

<b>2022</b>	SEP	2 750,00 €	—	€	-	€	2 750,00 €	687,50 €	3 437,50 €	
	OCT	2 750,00 €	—	€	-	€	2 750,00 €	687,50 €	3 437,50 €	
	NOV	2 750,00 €	—	€	-	€	2 750,00 €	687,50 €	3 437,50 €	
	DEC	2 750,00 €	—	€	3 040,00 €		5 790,00 €	1 447,50 €	7 237,50 €	<b>17 550,00 €</b>
<b>2023</b>	JAN	2 750,00 €	—	€	-	€	2 750,00 €	687,50 €	3 437,50 €	
	FEB	2 750,00 €	—	€	-	€	2 750,00 €	687,50 €	3 437,50 €	
	MAR	2 750,00 €	—	250,00 €	-	€	2 750,00 €	687,50 €	3 437,50 €	
	APR	2 750,00 €	—	250,00 €	-	€	2 750,00 €	687,50 €	3 437,50 €	
	MAY	2 750,00 €	—	250,00 €	-	€	2 750,00 €	687,50 €	3 437,50 €	
	JUN	2 750,00 €	—	250,00 €	-	€	2 750,00 €	687,50 €	3 437,50 €	
	JUL	6 000,00 €	—	250,00 €	-	€	6 000,00 €	1 500,00 €	7 500,00 €	
	AUG	6 000,00 €	—	250,00 €	-	€	6 000,00 €	1 500,00 €	7 500,00 €	
	SEP	6 000,00 €	—	250,00 €	-	€	6 000,00 €	1 500,00 €	7 500,00 €	
	OCT	6 000,00 €	—	250,00 €	-	€	6 000,00 €	1 500,00 €	7 500,00 €	
	NOV	6 000,00 €	—	250,00 €	-	€	6 000,00 €	1 500,00 €	7 500,00 €	
	DEC	6 000,00 €	—	250,00 €	7 590,00 €		13 590,00 €	3 397,50 €	16 987,50 €	<b>75 112,50 €</b>
<b>2024</b>	JAN	6 000,00 €	—	250,00 €	-	€	6 000,00 €	1 500,00 €	7 500,00 €	
	FEB	6 000,00 €	—	250,00 €	-	€	6 000,00 €	1 500,00 €	7 500,00 €	
	MAR	6 000,00 €	—	250,00 €	-	€	6 000,00 €	1 500,00 €	7 500,00 €	
	APR	6 000,00 €	—	250,00 €	-	€	6 000,00 €	1 500,00 €	7 500,00 €	
	MAY	6 000,00 €	—	250,00 €	-	€	6 000,00 €	1 500,00 €	7 500,00 €	
	JUN	6 000,00 €	—	250,00 €	-	€	6 000,00 €	1 500,00 €	7 500,00 €	
	JUL	6 500,00 €	—	250,00 €	-	€	6 500,00 €	1 625,00 €	8 125,00 €	
	AUG	6 500,00 €	—	250,00 €	-	€	6 500,00 €	1 625,00 €	8 125,00 €	<b>61 250,00 €</b>

# James D/R – RP1 12M+ RP2 24M

HE / Reporting Period:	TOTAL Salary cost over the period	MDDE/Year (fixed by GA)	Maximum Declarable Day Equivalent (MDDE)				Daily-rate for period
			Lenth of the Months period (months)	Months working there	FTE (???)	Actual "MDDE" for period	
<b>RP1: M1-12</b>							
2021 SEPT - DEC	31 260 €	215	4	4	1	71,50	<b>437,20 €</b>
2022 JAN - AUG	51 250 €	215	8	8	1	143,50	<b>357,14 €</b>
<b>RP2: M13-M36</b>							
2022 SEPT - DEC	17 550 €	215	4	0	1	0,00	- €
2023 FULL YEAR	75 113 €	215	12	10	1	179,00	<b>419,62 €</b>
2024 JAN - AUG	61 250 €	215	8	8	1	143,50	<b>426,83 €</b>

or....

HE / Reporting Period:	TOTAL Salary cost over the period	MDDE/Year (fixed by GA)	Maximum Declarable Day Equivalent (MDDE)				Daily-rate for period
			Lenth of the Months period (months)	Months working there	FTE (???)	Actual "MDDE" for period	
<b>RP1: M1-12</b>							
2021 SEPT - DEC	31 260 €	215	4	4	1	71,50	<b>437,20 €</b>
2022 JAN - AUG	51 250 €	215	8	8	1	143,50	<b>357,14 €</b>
<b>RP2: M13-M36</b>							
2022 SEPT - DEC	17 550 €	215	4	0	1	0,00	- €
2023 FULL YEAR	75 113 €	215	12	10	0,80	143,50	<b>523,43 €</b>
2024 JAN - AUG	61 250 €	215	8	8	1	143,50	<b>426,83 €</b>

$(4 * 0,5 + 6 * 1) / 10$

# **Step 3 – Horizon Europe**

**Calculating the eligible personnel cost –  
CALENDAR-YEAR BASED – 12+24 months**

# James HE - RP1 12M+ RP2 24M

HE / Reporting Period:	TOTAL Salary cost over the period	MDDE/Year (fixed by GA)	Maximum Declarable Day Equivalent (MDDE)				Daily-rate for period
			Lenth of the Months period (months)	working there	FTE (???)	Actual "MDDE" for period	
<b>RP1: M1-12</b>							
<i>2021 SEPT - DEC</i>	31 260 €	215	4	4	1	71,50	<b>437,20 €</b>
<i>2022 JAN - AUG</i>	51 250 €	215	8	8	1	143,50	<b>357,14 €</b>
<b>RP2: M13-M36</b>							
<i>2022 SEPT - DEC</i>	17 550 €	215	4	0	1	0,00	- €
<i>2023 FULL YEAR</i>	75 113 €	215	12	10	1	179,00	<b>419,62 €</b>
<i>2024 JAN - AUG</i>	61 250 €	215	8	8	1	143,50	<b>426,83 €</b>

Horizon Europe	Year	Hours worked on project	Day-equivalent	Days work on the	Limit for days (1st Ceiling)	Daily Rate	Eligible Personnel	
RP1	<i>2021 SEPT - DEC</i>	184	8	23,00	71,5	437,20 €	10 055,66 €	<b>28 627,09 €</b>
	<i>2022 JAN - AUG</i>	416	8	52,00	143,5	357,14 €	18 571,43 €	
RP2	<i>2022 SEPT - DEC</i>	0	0	0,00	0	- €	- €	<b>73 985,30 €</b>
	<i>2023 JAN - JUN</i>	200	4	50,00	71,5	419,62 €	20 981,15 €	
	<i>2023 JULY - DEC</i>	388	8	48,50	143,5	419,62 €	20 351,71 €	
	<i>2024 JAN - AUG</i>	612	8	76,50	143,5	426,83 €	32 652,44 €	
<b>TOTAL</b>							<b>102 612,39 €</b>	

# James HE - RP1 12M+ RP2 24M

HE / Reporting Period:	TOTAL Salary cost over the period	MDDE/Year (fixed by GA)	Maximum Declarable Day Equivalent (MDDE)				Daily-rate for period
			Lenth of the period (months)	Months working there	FTE (???)	Actual "MDDE" for period	
<b>RP1: M1-12</b>							
<i>2021 SEPT - DEC</i>	31 260 €	215	4	4	1	71,50	<b>437,20 €</b>
<i>2022 JAN - AUG</i>	51 250 €	215	8	8	1	143,50	<b>357,14 €</b>
<b>RP2: M13-M36</b>							
<i>2022 SEPT - DEC</i>	17 550 €	215	4	0	1	0,00	- €
<i>2023 FULL YEAR</i>	75 113 €	215	12	10	0,80	143,50	<b>523,43 €</b>
<i>2024 JAN - AUG</i>	61 250 €	215	8	8	1	143,50	<b>426,83 €</b>

Horizon Europe	Year	Hours worked on project	Day-equivalent	Days work on the	Limit for days (1st Ceiling)	Daily Rate	Eligible Personnel	
RP1	<i>2021 SEPT - DEC</i>	184	8	23,00	71,5	437,20 €	10 055,66 €	<b>28 627,09 €</b>
	<i>2022 JAN - AUG</i>	416	8	52,00	143,5	357,14 €	18 571,43 €	
RP2	<i>2022 SEPT - DEC</i>	0	0	0,00	0	- €	- €	<b>71 124,70 €</b>
	<i>2023 JAN - JUN</i>	200	8	25,00	71,5	523,43 €	13 085,80 €	
	<i>2023 JULY - DEC</i>	388	8	48,50	143,5	523,43 €	25 386,45 €	
	<i>2024 JAN - AUG</i>	612	8	76,50	143,5	426,83 €	32 652,44 €	
<b>TOTAL</b>							<b>99 751,79 €</b>	

**Summing Up – James**




# James - Comparison

James	RP1	RP2	TOTAL
<i>18+18 month periods</i>	<i>M1-M18</i>	<i>M19-M36</i>	
H2020 - 1720	33 332 €	78 606 €	111 938 €
H2020 - ACTUAL hours	36 343 €	<b>83 458 €</b>	<b>119 802 €</b>
Horizon Europe - Period based or....	<b>37 303 €</b>	70 265 €	107 567 €
Horizon Europe - Period based	<b>37 303 €</b>	67 755 €	105 058 €
Horizon Europe - Calendar-year based or....	34 987 €	70 202 €	105 189 €
Horizon Europe - Calendar-year based	34 987 €	67 603 €	102 590 €

**VS**

James	RP1	RP2	TOTAL
<i>12+24 month periods</i>	<i>M1-M12</i>	<i>M13-M36</i>	
H2020 - 1720	27 300,00 €	78 606,10 €	105 906,10 €
H2020 - ACTUAL hours	28 772,06 €	83 458,33 €	112 230,39 €
Horizon Europe - Period based or....	<b>28 782,56 €</b>	<b>83 518,41 €</b>	<b>112 300,97 €</b>
Horizon Europe - Period based	<b>28 782,56 €</b>	<b>80 535,61 €</b>	<b>109 318,17 €</b>
Horizon Europe - Calendar-year or....	28 782,56 €	73 985,30 €	102 767,85 €
Horizon Europe - Calendar-year based	28 627,09 €	71 124,70 €	99 751,79 €



**Felix Leitner**

**Personnel cost calculations**

# **Step 1 – H2020+HE**

**Identifying the eligible salary cost**

Felix Leitner  
 Research Assistant  
 MI-6

**SALARY SLIP/PAYROLL**  
**June 2022**

<b>Total paid hours, including:</b>		<b>88</b>
1 Paid leave hours (including sick-leave, Ann/Pub holidays)		8
2 Working time, hours		80
3 Overtime, hours		0
<b>Gross Salary, including:</b>		
A Monthly gross remuneration		€ 2 300,00 ✓
B		€ 0,00
C		€ 0,00
D		€ 0,00
E		€ 0,00
F (A+B+C+D+E) <b>Total Gross Salary for June</b>		<b>€ 2 300,00 ✓</b>
<b>Taxes and charges deducted from Gross Total</b>		
K Personal Income Tax	15%	€ 345,00
L Public Health Insurance	15%	€ 345,00
M Employee Pension Savings	10%	€ 230,00
K+L+M <b>Total deductions</b>		<b>€ 920,00</b>
<b>Net salary payable to Employee</b>		
F-(K+L+M) Bank transfer to employee		<b>€ 1 380,00</b>
<b>Mandatory charges paid by the Employer</b>		
Z (F x 25%) Employer's Pension and Health Tax	25%	<b>€ 575,00 ✓</b>
<b>GRAND TOTAL</b>		
F+Z Total cost of employment in June		<b>€ 2 875,00</b>

*Felix Leitner*

Employee's signature

# **Step 2 – H2020**

**Calculating the eligible hourly rate**

# 2022

		Gross Salary	additional remuneration - being a WP Leader	Annual Bonus	eligible gross salary	eligible employer's charges	eligible total salary costs	Hours on project NTTW	Total productive hours
<b>2022</b>	JAN	2 300,00 €	— €	- €	2 300,00 €	575,00 €	2 875,00 €	88	88
	FEB	2 300,00 €	— €	- €	2 300,00 €	575,00 €	2 875,00 €	72	72
	MAR	2 300,00 €	— €	- €	2 300,00 €	575,00 €	2 875,00 €	88	88
	APR	2 300,00 €	— €	- €	2 300,00 €	575,00 €	2 875,00 €	80	80
	MAY	2 300,00 €	— €	- €	2 300,00 €	575,00 €	2 875,00 €	84	84
	JUN	2 300,00 €	— €	- €	2 300,00 €	575,00 €	2 875,00 €	80	80
	JUL	2 300,00 €	— €	- €	2 300,00 €	575,00 €	2 875,00 €	52	52
	AUG	2 300,00 €	— €	- €	2 300,00 €	575,00 €	2 875,00 €	56	56
	SEP	2 300,00 €	- €	- €	2 300,00 €	575,00 €	2 875,00 €	80	80
	OCT	2 300,00 €	- €	- €	2 300,00 €	575,00 €	2 875,00 €	88	88
	NOV	2 300,00 €	- €	- €	2 300,00 €	575,00 €	2 875,00 €	84	84
	DEC	2 300,00 €	- €	3 360,00 €	5 660,00 €	1 415,00 €	7 075,00 €	48	48
<b>TOTAL 2022</b>		<b>27 600,00 €</b>	<b>— €</b>	<b>3 360,00 €</b>	<b>30 960,00 €</b>	<b>7 740,00 €</b>	<b>38 700,00 €</b>	<b>900</b>	<b>900</b>



# 2023

		additional remuneration - being a WP Leader			eligible gross salary	eligible employer's charges	eligible total salary costs	Hours on project NTTW	Total productive hours
		Gross Salary	Annual Bonus						
<b>2023</b>	JAN	4 600,00 €	- €	- €	4 600,00 €	1 150,00 €	5 750,00 €	168	168
	FEB	4 600,00 €	- €	- €	4 600,00 €	1 150,00 €	5 750,00 €	132	132
	MAR	4 600,00 €	- €	- €	4 600,00 €	1 150,00 €	5 750,00 €	168	168
	APR	4 600,00 €	- €	- €	4 600,00 €	1 150,00 €	5 750,00 €	160	160
	MAY	4 600,00 €	- €	- €	4 600,00 €	1 150,00 €	5 750,00 €	176	176
	JUN	4 600,00 €	- €	- €	4 600,00 €	1 150,00 €	5 750,00 €	152	152
	JUL	5 000,00 €	- €	- €	5 000,00 €	1 250,00 €	6 250,00 €	168	168
	AUG	5 000,00 €	- €	- €	5 000,00 €	1 250,00 €	6 250,00 €	128	128
	SEP	5 000,00 €	————— €	- €	5 000,00 €	1 250,00 €	6 250,00 €	160	160
	OCT	5 000,00 €	————— €	- €	5 000,00 €	1 250,00 €	6 250,00 €	168	168
	NOV	5 000,00 €	————— €	- €	5 000,00 €	1 250,00 €	6 250,00 €	168	168
	DEC	5 000,00 €	————— €	7 416,00 €	12 416,00 €	3 104,00 €	15 520,00 €	52	52
<b>TOTAL 2023</b>	<b>57 600,00 €</b>	<b>————— €</b>	<b>7 416,00 €</b>	<b>65 016,00 €</b>	<b>16 254,00 €</b>	<b>81 270,00 €</b>	<b>1800</b>	<b>1800</b>	



# 2024

		Gross Salary	additional remuneration - being a WP Leader	Annual Bonus	eligible gross salary	eligible employer's charges	eligible total salary costs	Hours on project NTTW	Total productive hours
<b>2024</b>	JAN	2 500,00 €	— €	- €	2 500,00 €	625,00 €	3 125,00 €	88	88
	FEB	2 500,00 €	— €	- €	2 500,00 €	625,00 €	3 125,00 €	72	72
	MAR	2 500,00 €	— €	- €	2 500,00 €	625,00 €	3 125,00 €	84	84
	APR	2 500,00 €	— €	- €	2 500,00 €	625,00 €	3 125,00 €	84	84
	MAY	2 500,00 €	— €	- €	2 500,00 €	625,00 €	3 125,00 €	88	88
	JUN	2 500,00 €	— €	- €	2 500,00 €	625,00 €	3 125,00 €	76	76
	JUL	2 500,00 €	— €	- €	2 500,00 €	625,00 €	3 125,00 €	52	52
	AUG	2 500,00 €	— €	- €	2 500,00 €	625,00 €	3 125,00 €	56	56
	SEP	- €	- €	- €	- €	- €	- €	0	0
	OCT	- €	- €	- €	- €	- €	- €	0	0
	NOV	- €	- €	- €	- €	- €	- €	0	0
	DEC	- €	- €	- €	- €	- €	- €	0	0
<b>TOTAL 2024</b>		<b>20 000,00 €</b>	<b>— €</b>	<b>- €</b>	<b>20 000,00 €</b>	<b>5 000,00 €</b>	<b>25 000,00 €</b>	<b>600</b>	<b>600</b>





# Hourly rates - Felix

H2020 / YEAR:	TOTAL Salary costs	Annual Standard	Proportionated "1720"			Hourly rate
			Months being there	FTE position	FTE-Standard	
Fiscal Year 2021	- €	1720	0	0	0	- €
Fiscal Year 2022	38 700 €	1720	12	0,5	860	45,00 €
Fiscal Year 2023	81 270 €	1720	12	1	1720	47,25 €
Fiscal Year 2024	25 000 €	1720	8	0,5	573,33	43,60 €

H2020 / YEAR:	TOTAL Salary costs	ACTUAL Hours	
		Actual hours worked	Actual Hourly Rate
Fiscal Year 2021	- €	0	- €
Fiscal Year 2022	38 700 €	900	43,00 €
Fiscal Year 2023	81 270 €	1800	45,15 €
Fiscal Year 2024	25 000 €	600	41,67 €

# **Step 3 – H2020**

**Calculating the eligible personnel cost**

# Felix: 1720 – RP1 18M+ RP2 18M

RP1 (Sept 2021 - Feb 2023)	Fiscal year? Hourly rate		Hours worked on the project	Limits for hours? (1 <sup>st</sup> ceiling)	Eligible salary costs	Limit for salary cost? (2 <sup>nd</sup> Ceiling)
Sept-Dec 2021	FY'21	- €	0	0	- €	- €
Jan-Dec 2022	FY'22	45,00 €	900	860	38 700,00 €	38 700,00 €
Jan-Feb 2023	FY'22	45,00 €	300	300	13 500,00 €	13 500,00 €
<b>TOTAL</b>			<b>1200</b>	<b>1160</b>	<b>52 200,00 €</b>	<b>52 200,00 €</b>

RP2 (March 2023 - Aug 2024)	Fiscal year? Hourly rate		Hours worked on the project	Limits for hours? (1 <sup>st</sup> ceiling)	Eligible salary costs	Limit for salary cost? (2 <sup>nd</sup> Ceiling)
Mar - Dec 2023	FY'23	47,25 €	1500	1420	67 095,00 €	67 095,00 €
Jan - Aug 2024	FY'23	47,25 €	600	573,33	27 090,00 €	25 000,00 €
<b>TOTAL</b>			<b>2100</b>	<b>1993,33</b>	<b>94 185,00 €</b>	<b>92 095,00 €</b>

**TOTAL FOR RP1+RP2**

**144 295 €**

# Felix: Actual – RP1 18M+ RP2 18M

RP1 (Sept 2021 - Feb 2023)	Fiscal year? Hourly rate		Hours worked on the project	Limits for hours? (1 <sup>st</sup> ceiling)	Eligible salary costs	Limit for salary cost? (2 <sup>nd</sup> Ceiling)
Sept-Dec 2021	FY'21	- €	0	0	- €	- €
Jan-Dec 2022	FY'22	43,00 €	900	900	38 700,00 €	38 700,00 €
Jan-Feb 2023	FY'22	43,00 €	300	300	12 900,00 €	12 900,00 €
<b>TOTAL</b>			<b>1200</b>	<b>1200</b>	<b>51 600,00 €</b>	<b>51 600,00 €</b>

RP2 (March 2023 - Aug 2024)	Fiscal year? Hourly rate		Hours worked on the project	Limits for hours? (1 <sup>st</sup> ceiling)	Eligible salary costs	Limit for salary cost? (2 <sup>nd</sup> Ceiling)
Mar - Dec 2023	FY'23	45,15 €	1500	1500	67 725,00 €	67 725,00 €
Jan - Aug 2024	FY'23	45,15 €	600	600	27 090,00 €	25 000,00 €
<b>TOTAL</b>			<b>2100</b>	<b>2100</b>	<b>94 815,00 €</b>	<b>92 725,00 €</b>

<b>TOTAL FOR RP1+RP2</b>	<b>144 325 €</b>
--------------------------	------------------

# Felix: 1720 – RP1 12M+ RP2 24M

H2020 / YEAR:	TOTAL Salary costs		Proportionated "1720"			Hourly rate	ACTUAL Hours	
	Standard		being	position	FTE-Standard		worked	Rate
**Fraction Year 2022: Jan - Aug	23 000 €	1720	8,00	0,5	573,33	<b>40,12 €</b>	600	<b>38,33 €</b>

RP1 (Sept 2021 - Aug 2022)	Fiscal year?	Hourly rate	Hours worked on the project	Limits for hours? (1 <sup>st</sup> ceiling)	Eligible salary costs	Limit for salary cost? (2 <sup>nd</sup> Ceiling)
Sept-Dec 2021	FY'21	- €	0	0	- €	- €
Jan-Aug 2022	FY'21***	40,12 €	600	573,33	23 000,00 €	23 000,00 €
<b>TOTAL</b>			<b>600</b>	<b>573</b>	<b>23 000,00 €</b>	<b>23 000,00 €</b>

RP2 (Sept 2022 - Aug 2024)	Fiscal year?	Hourly rate	Hours worked on the project	Limits for hours? (1 <sup>st</sup> ceiling)	Eligible salary costs	Limit for salary cost? (2 <sup>nd</sup> Ceiling)
Sept-Dec 2022	FY'22	45,00 €	300	286,67	12 900,00 €	12 900,00 €
Jan - Dec 2023	FY'23	47,25 €	1800	1720	81 270,00 €	81 270,00 €
Jan - Aug 2024	FY'23	47,25 €	600	573,33	27 090,00 €	25 000,00 €
<b>TOTAL</b>			<b>2700</b>	<b>2580,00</b>	<b>121 260,00 €</b>	<b>119 170,00 €</b>

<b>TOTAL FOR RP1+RP2</b>	<b>142 170 €</b>
--------------------------	------------------

# Felix: Actual – RP1 12M+ RP2 24M

H2020 / YEAR:	TOTAL Salary costs		Proportionated "1720"			Hourly rate	ACTUAL Hours	
	Standard		being	position	FTE-Standard		worked	Rate
**Fraction Year 2022: Jan - Aug	23 000 €	1720	8,00	0,5	573,33	<b>40,12 €</b>	600	<b>38,33 €</b>

RP1 (Sept 2021 - Aug 2022)	Fiscal year?	Hourly rate	Hours worked on the project	Limits for hours? (1 <sup>st</sup> ceiling)	Eligible salary costs	Limit for salary cost? (2 <sup>nd</sup> Ceiling)
Sept-Dec 2021	FY'21	- €	0	0	- €	- €
Jan-Aug 2022	FY'21***	38,33 €	600	600	23 000,00 €	23 000,00 €
<b>TOTAL</b>			<b>600</b>	<b>600</b>	<b>23 000,00 €</b>	<b>23 000,00 €</b>

RP2 (Sept 2022 - Aug 2024)	Fiscal year?	Hourly rate	Hours worked on the project	Limits for hours? (1 <sup>st</sup> ceiling)	Eligible salary costs	Limit for salary cost? (2 <sup>nd</sup> Ceiling)
Sept-Dec 2022	FY'22	43,00 €	300	300	12 900,00 €	12 900,00 €
Jan - Dec 2023	FY'23	45,15 €	1800	1800	81 270,00 €	81 270,00 €
Jan - Aug 2024	FY'23	45,15 €	600	600	27 090,00 €	25 000,00 €
<b>TOTAL</b>			<b>2100</b>	<b>2100</b>	<b>94 170,00 €</b>	<b>119 170,00 €</b>

<b>TOTAL FOR RP1+RP2</b>	<b>142 170 €</b>
--------------------------	------------------

# **Step 2 – Horizon Europe**

Calculating the eligible daily-rate –

**REPORTING PERIOD BASED – 18 + 18 months**

# Felix/HE

## RP1: M1-M18

<b>2021</b>		<i>JUN</i>	- €	- €	- €	- €	- €	- €	
		<i>JUL</i>	- €	- €	- €	- €	- €	- €	
		<i>AUG</i>	- €	- €	- €	- €	- €	- €	
	<b>RP1</b>		SEP	- €	- €	- €	- €	- €	- €
			OCT	- €	- €	- €	- €	- €	- €
		NOV	- €	- €	- €	- €	- €	- €	
		DEC	- €	- €	- €	- €	- €	- €	
<b>2022</b>	<b>RP1</b>	JAN	2 300,00 €	- €	- €	2 300,00 €	575,00 €	2 875,00 €	
		FEB	2 300,00 €	- €	- €	2 300,00 €	575,00 €	2 875,00 €	
		MAR	2 300,00 €	- €	- €	2 300,00 €	575,00 €	2 875,00 €	
		APR	2 300,00 €	- €	- €	2 300,00 €	575,00 €	2 875,00 €	
		MAY	2 300,00 €	- €	- €	2 300,00 €	575,00 €	2 875,00 €	
		JUN	2 300,00 €	- €	- €	2 300,00 €	575,00 €	2 875,00 €	
		JUL	2 300,00 €	- €	- €	2 300,00 €	575,00 €	2 875,00 €	
		AUG	2 300,00 €	- €	- €	2 300,00 €	575,00 €	2 875,00 €	
		SEP	2 300,00 €	- €	- €	2 300,00 €	575,00 €	2 875,00 €	
		OCT	2 300,00 €	- €	- €	2 300,00 €	575,00 €	2 875,00 €	
		NOV	2 300,00 €	- €	- €	2 300,00 €	575,00 €	2 875,00 €	
		DEC	2 300,00 €	- €	3 360,00 €	5 660,00 €	1 415,00 €	7 075,00 €	
			JAN	4 600,00 €	- €	- €	4 600,00 €	1 150,00 €	5 750,00 €
	FEB	4 600,00 €	- €	- €	4 600,00 €	1 150,00 €	5 750,00 €		
								<b>50 200,00 €</b>	





# Felix D/R – RP1 18M+ RP2 18M

HE / Reporting Period:	TOTAL Salary cost over the period	MDDE/Year (fixed by GA)	Maximum Declarable Day Equivalent (MDDE)				Daily-rate for period
			Lenth of the period (months)	Months working there	FTE (???)	Actual "MDDE" for period	
RP1: M1-M18	50 200 €	215	18	14	1	251,00	<b>200,00 €</b>
RP2: M19-M36	94 770 €	215	18	18	1	322,50	<b>293,86 €</b>

or....

HE / Reporting Period:	TOTAL Salary cost over the period	MDDE/Year (fixed by GA)	Maximum Declarable Day Equivalent (MDDE)				Daily-rate for period
			Lenth of the period (months)	Months working there	FTE (???)	Actual "MDDE" for period	
RP1: M1-M18	50 200 €	215	18	14	0,57	143,50	<b>349,83 €</b>
RP2: M19-M36	94 770 €	215	18	18	0,78	251,00	<b>377,57 €</b>

$$(12 * 0,5 + 2 * 1) / 14$$

$$(10 * 1 + 8 * 0,5) / 18$$

# **Step 3 – Horizon Europe**

Calculating the eligible personnel cost –  
**REPORTING PERIOD BASED – 18+18 months**

# Felix HE - RP1 18M+ RP2 18M

HE / Reporting Period:	TOTAL Salary cost over the period	MDDE/Year (fixed by GA)	Maximum Declarable Day Equivalent (MDDE)				Daily-rate for period
			Lenth of the Months period (months)	Months working there	FTE (???)	Actual "MDDE" for period	
RP1: M1-M18	50 200 €	215	18	14	1	251,00	<b>200,00 €</b>
RP2: M19-M36	94 770 €	215	18	18	1	322,50	<b>293,86 €</b>

Horizon Europe	Year	Hours worked on project	Day-equivalent	Days work on the project		Limit for days (1st Ceiling)	Daily Rate	Eligible Personnel Costs
RP1	2022	900	4	225,00	262,50	251,00	200,00 €	50 200,00 €
	2023	300	8	37,50				
RP2	2023	1500	8	187,50	337,50	322,5	293,86 €	94 770,00 €
	2024	600	4	150,00				

<b>TOTAL</b>	<b>144 970 €</b>
--------------	------------------

or....

# Felix HE - RP1 18M+ RP2 18M

HE / Reporting Period:	TOTAL Salary cost over the period	MDDE/Year (fixed by GA)	Maximum Declarable Day Equivalent (MDDE)			Actual "MDDE" for period	Daily-rate for period
			Lenth of the period (months)	Months working there	FTE (???)		
RP1: M1-M18	50 200 €	215	18	14	0,57	143,50	349,83 €
RP2: M19-M36	94 770 €	215	18	18	0,78	251,00	377,57 €

Horizon Europe	Year	Hours worked on project	Day-equivalent	Days work on the project		Limit for days (1st Ceiling)	Daily Rate	Eligible Personnel Costs
RP1	2022	900	8	112,50	150,00	143,50	349,83 €	50 200,00 €
	2023	300	8	37,50				
RP2	2023	1500	8	187,50	262,50	251,00	377,57 €	94 770,00 €
	2024	600	8	75,00				
<b>TOTAL</b>								<b>144 970 €</b>

## **Step 2 – Horizon Europe**

Calculating the eligible daily-rate –

**REPORTING PERIOD BASED – 12 + 24 months**

# Felix/HE

## RP1: M1-M12

<b>2021</b>		JUN	- €	- €	- €	- €	- €	- €	- €
		JUL	- €	- €	- €	- €	- €	- €	- €
		AUG	- €	- €	- €	- €	- €	- €	- €
		SEP	- €	- €	- €	- €	- €	- €	- €
		OCT	- €	- €	- €	- €	- €	- €	- €
		NOV	- €	- €	- €	- €	- €	- €	- €
		DEC	- €	- €	- €	- €	- €	- €	- €
<b>2022</b>	<b>RP1</b>	JAN	2 300,00 €	- €	- €	2 300,00 €	575,00 €	2 875,00 €	
		FEB	2 300,00 €	- €	- €	2 300,00 €	575,00 €	2 875,00 €	
		MAR	2 300,00 €	- €	- €	2 300,00 €	575,00 €	2 875,00 €	
		APR	2 300,00 €	- €	- €	2 300,00 €	575,00 €	2 875,00 €	
		MAY	2 300,00 €	- €	- €	2 300,00 €	575,00 €	2 875,00 €	
		JUN	2 300,00 €	- €	- €	2 300,00 €	575,00 €	2 875,00 €	
		JUL	2 300,00 €	- €	- €	2 300,00 €	575,00 €	2 875,00 €	
		AUG	2 300,00 €	- €	- €	2 300,00 €	575,00 €	2 875,00 €	<b>23 000,00 €</b>

# Felix/HE

## RP2: M13-M36

<b>2023</b>	<b>RP2</b>	SEP	2 300,00 €	- €	- €	2 300,00 €	575,00 €	2 875,00 €	
		OCT	2 300,00 €	- €	- €	2 300,00 €	575,00 €	2 875,00 €	
		NOV	2 300,00 €	- €	- €	2 300,00 €	575,00 €	2 875,00 €	
		DEC	2 300,00 €	- €	3 360,00 €	5 660,00 €	1 415,00 €	7 075,00 €	
		JAN	4 600,00 €	- €	- €	4 600,00 €	1 150,00 €	5 750,00 €	
		FEB	4 600,00 €	- €	- €	4 600,00 €	1 150,00 €	5 750,00 €	
		MAR	4 600,00 €	- €	- €	4 600,00 €	1 150,00 €	5 750,00 €	
		APR	4 600,00 €	- €	- €	4 600,00 €	1 150,00 €	5 750,00 €	
		MAY	4 600,00 €	- €	- €	4 600,00 €	1 150,00 €	5 750,00 €	
		JUN	4 600,00 €	- €	- €	4 600,00 €	1 150,00 €	5 750,00 €	
		JUL	5 000,00 €	- €	- €	5 000,00 €	1 250,00 €	6 250,00 €	
		AUG	5 000,00 €	- €	- €	5 000,00 €	1 250,00 €	6 250,00 €	
<b>2024</b>	<b>RP2</b>	SEP	5 000,00 €	- €	- €	5 000,00 €	1 250,00 €	6 250,00 €	
		OCT	5 000,00 €	- €	- €	5 000,00 €	1 250,00 €	6 250,00 €	
		NOV	5 000,00 €	- €	- €	5 000,00 €	1 250,00 €	6 250,00 €	
		DEC	5 000,00 €	- €	7 416,00 €	12 416,00 €	3 104,00 €	15 520,00 €	
		JAN	2 500,00 €	- €	- €	2 500,00 €	625,00 €	3 125,00 €	
		FEB	2 500,00 €	- €	- €	2 500,00 €	625,00 €	3 125,00 €	
		MAR	2 500,00 €	- €	- €	2 500,00 €	625,00 €	3 125,00 €	
		APR	2 500,00 €	- €	- €	2 500,00 €	625,00 €	3 125,00 €	
		MAY	2 500,00 €	- €	- €	2 500,00 €	625,00 €	3 125,00 €	
		JUN	2 500,00 €	- €	- €	2 500,00 €	625,00 €	3 125,00 €	
		JUL	2 500,00 €	- €	- €	2 500,00 €	625,00 €	3 125,00 €	
		AUG	2 500,00 €	- €	- €	2 500,00 €	625,00 €	3 125,00 €	<b>121 970,00 €</b>



# Felix D/R – RP1 12M+ RP2 24M

HE / Reporting Period:	TOTAL Salary cost over the period	MDDE/Year (fixed by GA)	Maximum Declarable Day Equivalent (MDDE)				Daily-rate for period
			Lenth of the Months period (months)	Months working there	FTE (???)	Actual "MDDE" for period	
RP1: M1-12	23 000 €	215	12	8	1	143,50	<b>160,28 €</b>
RP2: M13-M36	121 970 €	215	24	24	1	430,00	<b>283,65 €</b>

or....

HE / Reporting Period:	TOTAL Salary cost over the period	MDDE/Year (fixed by GA)	Maximum Declarable Day Equivalent (MDDE)				Daily-rate for period
			Lenth of the Months period (months)	Months working there	FTE (???)	Actual "MDDE" for period	
RP1: M1-12	23 000 €	215	12	8	0,50	71,50	<b>321,68 €</b>
RP2: M13-M36	121 970 €	215	24	24	0,75	322,50	<b>378,20 €</b>

$$(8 * 0,5) / 8$$

$$(4 * 0,5 + 12 * 1 + 8 * 0,5) / 24$$

# Step 3 – Horizon Europe

Calculating the eligible personnel cost –  
REPORTING PERIOD BASED – 12+24 months

# Felix HE - RP1 12M+ RP2 24M

HE / Reporting Period:	TOTAL Salary cost over the period	MDDE/Year (fixed by GA)	Maximum Declarable Day Equivalent (MDDE)				Daily-rate for period
			Lenth of the period (months)	Months working there	FTE (???)	Actual "MDDE" for period	
RP1: M1-12	23 000 €	215	12	8	1	143,50	<b>160,28 €</b>
RP2: M13-M36	121 970 €	215	24	24	1	430,00	<b>283,65 €</b>

Horizon Europe	Year	Hours worked on project	Day-equivalent	Days work on the project		Limit for days (1st Ceiling)	Daily Rate	Eligible Personnel Costs
RP1	2022	600	4	150,00	150,00	143,50	160,28 €	<b>23 000,00 €</b>
RP2	2022	300	4	75,00		430,00	283,65 €	<b>121 970,00 €</b>
	2023	1800	8	225,00	450,00			
	2024	600	4	150,00				

<b>TOTAL</b>								<b>144 970 €</b>
--------------	--	--	--	--	--	--	--	------------------

or....

# Felix HE - RP1 12M+ RP2 24M

HE / Reporting Period:	TOTAL Salary cost over the period	MDDE/Year (fixed by GA)	Maximum Declarable Day Equivalent (MDDE)			Actual "MDDE" for period	Daily-rate for period
			Lenth of the period (months)	Months working there	FTE (???)		
RP1: M1-12	23 000 €	215	12	8	0,50	71,50	321,68 €
RP2: M13-M36	121 970 €	215	24	24	0,75	322,50	378,20 €

Horizon Europe	Year	Hours worked on project	Day-equivalent	Days work on the project		Limit for days (1st Ceiling)	Daily Rate	Eligible Personnel Costs
RP1	2022	600	8	75,00	75,00	71,50	321,68 €	23 000,00 €
RP2	2022	300	8	37,50	337,50	322,50	378,20 €	121 970,00 €
	2023	1800	8	225,00				
	2024	600	8	75,00				
<b>TOTAL</b>								<b>144 970 €</b>

## **Step 2 – Horizon Europe**

Calculating the eligible daily-rate –

**CALENDAR-YEAR BASED – 18+18 months**

# Felix/HE

## RP1: M1-M18

<b>2021</b>		SEP	- €	- €	- €	- €	- €	- €	
		OCT	- €	- €	- €	- €	- €	- €	
		NOV	- €	- €	- €	- €	- €	- €	
		DEC	- €	- €	- €	- €	- €	- €	- €
<b>2022</b>	RP1	JAN	2 300,00 €	- €	- €	2 300,00 €	575,00 €	2 875,00 €	
		FEB	2 300,00 €	- €	- €	2 300,00 €	575,00 €	2 875,00 €	
		MAR	2 300,00 €	- €	- €	2 300,00 €	575,00 €	2 875,00 €	
		APR	2 300,00 €	- €	- €	2 300,00 €	575,00 €	2 875,00 €	
		MAY	2 300,00 €	- €	- €	2 300,00 €	575,00 €	2 875,00 €	
		JUN	2 300,00 €	- €	- €	2 300,00 €	575,00 €	2 875,00 €	
		JUL	2 300,00 €	- €	- €	2 300,00 €	575,00 €	2 875,00 €	
		AUG	2 300,00 €	- €	- €	2 300,00 €	575,00 €	2 875,00 €	
		SEP	2 300,00 €	- €	- €	2 300,00 €	575,00 €	2 875,00 €	
		OCT	2 300,00 €	- €	- €	2 300,00 €	575,00 €	2 875,00 €	
		NOV	2 300,00 €	- €	- €	2 300,00 €	575,00 €	2 875,00 €	
		DEC	2 300,00 €	- €	3 360,00 €	5 660,00 €	1 415,00 €	7 075,00 €	<b>38 700,00 €</b>
<b>2023</b>		JAN	4 600,00 €	- €	- €	4 600,00 €	1 150,00 €	5 750,00 €	
		FEB	4 600,00 €	- €	- €	4 600,00 €	1 150,00 €	5 750,00 €	<b>11 500,00 €</b>

# Felix/HE

## RP2: M19-M36

<b>2023</b>	<b>RP2</b>	MAR	4 600,00 €	- €	- €	4 600,00 €	1 150,00 €	5 750,00 €			
		APR	4 600,00 €	- €	- €	4 600,00 €	1 150,00 €	5 750,00 €			
		MAY	4 600,00 €	- €	- €	4 600,00 €	1 150,00 €	5 750,00 €			
		JUN	4 600,00 €	- €	- €	4 600,00 €	1 150,00 €	5 750,00 €			
		JUL	5 000,00 €	- €	- €	5 000,00 €	1 250,00 €	6 250,00 €			
		AUG	5 000,00 €	- €	- €	5 000,00 €	1 250,00 €	6 250,00 €			
		SEP	5 000,00 €	- €	- €	5 000,00 €	1 250,00 €	6 250,00 €			
		OCT	5 000,00 €	- €	- €	5 000,00 €	1 250,00 €	6 250,00 €			
		NOV	5 000,00 €	- €	- €	5 000,00 €	1 250,00 €	6 250,00 €			
		DEC	5 000,00 €	- €	7 416,00 €	12 416,00 €	3 104,00 €	15 520,00 €	<b>69 770,00 €</b>		
		<b>2024</b>	<b>RP2</b>	JAN	2 500,00 €	- €	- €	2 500,00 €	625,00 €	3 125,00 €	
				FEB	2 500,00 €	- €	- €	2 500,00 €	625,00 €	3 125,00 €	
MAR	2 500,00 €			- €	- €	2 500,00 €	625,00 €	3 125,00 €			
APR	2 500,00 €			- €	- €	2 500,00 €	625,00 €	3 125,00 €			
MAY	2 500,00 €			- €	- €	2 500,00 €	625,00 €	3 125,00 €			
JUN	2 500,00 €			- €	- €	2 500,00 €	625,00 €	3 125,00 €			
JUL	2 500,00 €			- €	- €	2 500,00 €	625,00 €	3 125,00 €			
AUG	2 500,00 €			- €	- €	2 500,00 €	625,00 €	3 125,00 €	<b>25 000,00 €</b>		

# Felix D/R – RP1 18M+ RP2 18M

HE / Reporting Period:	TOTAL Salary cost over the period	MDDE/Year (fixed by GA)	Maximum Declarable Day Equivalent (MDDE)				Daily-rate for period
			Lenth of the period (months)	Months working there	FTE (???)	Actual "MDDE" for period	
<b>RP1: M1-M18</b>							
<i>2021 SEPT - DEC</i>	- €	215	4	0	1	0,00	- €
<i>2022 FULL YEAR</i>	38 700 €	215	12	12	1	215,00	<b>180,00 €</b>
<i>2023 JAN-FEB</i>	11 500 €	215	2	2	1	36,00	<b>319,44 €</b>
<b>RP2: M19-M36</b>							
<i>2023 MAR - DEC</i>	69 770 €	215	10	10	1	179,00	<b>389,78 €</b>
<i>2024 JAN - AUG</i>	25 000 €	215	8	8	1	143,50	<b>174,22 €</b>

or....

HE / Reporting Period:	TOTAL Salary cost over the period	MDDE/Year (fixed by GA)	Maximum Declarable Day Equivalent (MDDE)				Daily-rate for period
			Lenth of the period (months)	Months working there	FTE (???)	Actual "MDDE" for period	
<b>RP1: M1-M18</b>							
<i>2021 SEPT - DEC</i>	- €	215	4	0	1	0,00	- €
<i>2022 FULL YEAR</i>	38 700 €	215	12	12	0,5	107,50	<b>360,00 €</b>
<i>2023 JAN-FEB</i>	11 500 €	215	2	2	1	36,00	<b>319,44 €</b>
<b>RP2: M19-M36</b>							
<i>2023 MAR - DEC</i>	69 770 €	215	10	10	1	179,00	<b>389,78 €</b>
<i>2024 JAN - AUG</i>	25 000 €	215	8	8	0,5	71,50	<b>349,65 €</b>



# **Step 3 – Horizon Europe**

**Calculating the eligible personnel cost –  
CALENDAR-YEAR BASED – 18+18 months**

# Felix: RP1 18M+ RP2 18M

HE / Reporting Period:	TOTAL Salary cost over the period	MDDE/Year (fixed by GA)	Maximum Declarable Day Equivalent (MDDE)				Daily-rate for period
			Lenth of the period (months)	Months working there	FTE (???)	Actual "MDDE" for period	
<b>RP1: M1-M18</b>							
<i>2021 SEPT - DEC</i>	- €	215	4	0	1	0,00	- €
<i>2022 FULL YEAR</i>	38 700 €	215	12	12	1	215,00	<b>180,00 €</b>
<i>2023 JAN-FEB</i>	11 500 €	215	2	2	1	36,00	<b>319,44 €</b>
<b>RP2: M19-M36</b>							
<i>2023 MAR - DEC</i>	69 770 €	215	10	10	1	179,00	<b>389,78 €</b>
<i>2024 JAN - AUG</i>	25 000 €	215	8	8	1	143,50	<b>174,22 €</b>

Horizon Europe	Year	Hours worked on project	Day-equivalent	Days work on the project	Limit for days (1st Ceiling)	Daily Rate	Eligible Personnel Costs	
RP1	<i>2021 SEPT - DEC</i>	0	8	0,00	0,0	- €	- €	<b>50 200,00 €</b>
	<i>2022 FULL YEAR</i>	900	4	225,00	215,0	180,00 €	<b>38 700,00 €</b>	
	<i>2023 JAN - FEB</i>	300	8	37,50	36,0	319,44 €	<b>11 500,00 €</b>	
RP2	<i>2023 MAR - DEC</i>	1500	8	187,50	179	389,78 €	<b>69 770,00 €</b>	<b>94 770,00 €</b>
	<i>2024 JAN - AUG</i>	600	4	150,00	143,5	174,22 €	<b>25 000,00 €</b>	
<b>TOTAL</b>							<b>144 970,00 €</b>	

or....

# Felix: RP1 18M+ RP2 18M

HE / Reporting Period:	TOTAL Salary cost over the period	MDDE/Year (fixed by GA)	Maximum Declarable Day Equivalent (MDDE)				Daily-rate for period
			Lenth of the period (months)	Months working there	FTE (???)	Actual "MDDE" for period	
<b>RP1: M1-M18</b>							
<i>2021 SEPT - DEC</i>	- €	215	4	0	1	0,00	- €
<i>2022 FULL YEAR</i>	38 700 €	215	12	12	0,5	107,50	360,00 €
<i>2023 JAN-FEB</i>	11 500 €	215	2	2	1	36,00	319,44 €
<b>RP2: M19-M36</b>							
<i>2023 MAR - DEC</i>	69 770 €	215	10	10	1	179,00	389,78 €
<i>2024 JAN - AUG</i>	25 000 €	215	8	8	0,5	71,50	349,65 €

Horizon Europe	Year	Hours worked on project	Day-equivalent	Days work on the project	Limit for days (1st Ceiling)	Daily Rate	Eligible Personnel Costs	
RP1	<i>2021 SEPT - DEC</i>	0	8	0,00	0,0	- €	- €	50 200,00 €
	<i>2022 FULL YEAR</i>	900	8	112,50	107,5	360,00 €	38 700,00 €	
	<i>2023 JAN - FEB</i>	300	8	37,50	36,0	319,44 €	11 500,00 €	
RP2	<i>2023 MAR - DEC</i>	1500	8	187,50	179,00	389,78 €	69 770,00 €	94 770,00 €
	<i>2024 JAN - AUG</i>	600	8	75,00	71,50	349,65 €	25 000,00 €	
<b>TOTAL</b>								<b>144 970,00 €</b>

## **Step 2 – Horizon Europe**

Calculating the eligible daily-rate –

**CALENDAR-YEAR BASED – 12+24 months**

# Felix/HE

## RP1: M1-M12

<b>2021</b>		SEP	- €	- €	- €	- €	- €	- €	
		OCT	- €	- €	- €	- €	- €	- €	
		NOV	- €	- €	- €	- €	- €	- €	
		DEC	- €	- €	- €	- €	- €	- €	- €
<b>2022</b>	<b>RP1</b>	JAN	2 300,00 €	- €	- €	2 300,00 €	575,00 €	2 875,00 €	
		FEB	2 300,00 €	- €	- €	2 300,00 €	575,00 €	2 875,00 €	
		MAR	2 300,00 €	- €	- €	2 300,00 €	575,00 €	2 875,00 €	
		APR	2 300,00 €	- €	- €	2 300,00 €	575,00 €	2 875,00 €	
		MAY	2 300,00 €	- €	- €	2 300,00 €	575,00 €	2 875,00 €	
		JUN	2 300,00 €	- €	- €	2 300,00 €	575,00 €	2 875,00 €	
		JUL	2 300,00 €	- €	- €	2 300,00 €	575,00 €	2 875,00 €	
		AUG	2 300,00 €	- €	- €	2 300,00 €	575,00 €	2 875,00 €	<b>23 000,00 €</b>

# Felix/HE

## RP2: M13-M36

<b>2022</b>	<b>RP2</b>	SEP	2 300,00 €	- €	- €	2 300,00 €	575,00 €	2 875,00 €	
		OCT	2 300,00 €	- €	- €	2 300,00 €	575,00 €	2 875,00 €	
		NOV	2 300,00 €	- €	- €	2 300,00 €	575,00 €	2 875,00 €	
		DEC	2 300,00 €	- €	3 360,00 €	5 660,00 €	1 415,00 €	7 075,00 €	<b>15 700,00 €</b>
<b>2023</b>		JAN	4 600,00 €	- €	- €	4 600,00 €	1 150,00 €	5 750,00 €	
		FEB	4 600,00 €	- €	- €	4 600,00 €	1 150,00 €	5 750,00 €	
		MAR	4 600,00 €	- €	- €	4 600,00 €	1 150,00 €	5 750,00 €	
		APR	4 600,00 €	- €	- €	4 600,00 €	1 150,00 €	5 750,00 €	
		MAY	4 600,00 €	- €	- €	4 600,00 €	1 150,00 €	5 750,00 €	
		JUN	4 600,00 €	- €	- €	4 600,00 €	1 150,00 €	5 750,00 €	
		JUL	5 000,00 €	- €	- €	5 000,00 €	1 250,00 €	6 250,00 €	
		AUG	5 000,00 €	- €	- €	5 000,00 €	1 250,00 €	6 250,00 €	
	SEP	5 000,00 €	- €	- €	5 000,00 €	1 250,00 €	6 250,00 €		
	OCT	5 000,00 €	- €	- €	5 000,00 €	1 250,00 €	6 250,00 €		
	NOV	5 000,00 €	- €	- €	5 000,00 €	1 250,00 €	6 250,00 €		
	DEC	5 000,00 €	- €	7 416,00 €	12 416,00 €	3 104,00 €	15 520,00 €	<b>81 270,00 €</b>	
<b>2024</b>	JAN	2 500,00 €	- €	- €	2 500,00 €	625,00 €	3 125,00 €		
	FEB	2 500,00 €	- €	- €	2 500,00 €	625,00 €	3 125,00 €		
	MAR	2 500,00 €	- €	- €	2 500,00 €	625,00 €	3 125,00 €		
	APR	2 500,00 €	- €	- €	2 500,00 €	625,00 €	3 125,00 €		
	MAY	2 500,00 €	- €	- €	2 500,00 €	625,00 €	3 125,00 €		
	JUN	2 500,00 €	- €	- €	2 500,00 €	625,00 €	3 125,00 €		
	JUL	2 500,00 €	- €	- €	2 500,00 €	625,00 €	3 125,00 €		
	AUG	2 500,00 €	- €	- €	2 500,00 €	625,00 €	3 125,00 €	<b>25 000,00 €</b>	

# Felix D/R – RP1 12M+ RP2 24M

HE / Reporting Period:	TOTAL Salary cost over the period	MDDE/Year (fixed by GA)	Maximum Declarable Day Equivalent (MDDE)				Daily-rate for period
			Lenth of the period (months)	Months working there	FTE (???)	Actual "MDDE" for period	
<b>RP1: M1-12</b>							
2021 SEPT - DEC	- €	215	4	0	1	0,00	- €
2022 JAN - AUG	23 000 €	215	8	8	1	143,50	160,28 €
<b>RP2: M13-M36</b>							
2022 SEPT - DEC	15 700 €	215	4	4	1	71,50	219,58 €
2023 FULL YEAR	81 270 €	215	12	12	1	215,00	378,00 €
2024 JAN - AUG	25 000 €	215	8	8	1	143,50	174,22 €

or....

HE / Reporting Period:	TOTAL Salary cost over the period	MDDE/Year (fixed by GA)	Maximum Declarable Day Equivalent (MDDE)				Daily-rate for period
			Lenth of the period (months)	Months working there	FTE (???)	Actual "MDDE" for period	
<b>RP1: M1-12</b>							
2021 SEPT - DEC	- €	215	4	0	0	0,00	- €
2022 JAN - AUG	23 000 €	215	8	8	0,5	71,50	321,68 €
<b>RP2: M13-M36</b>							
2022 SEPT - DEC	15 700 €	215	4	4	0,5	36,00	436,11 €
2023 FULL YEAR	81 270 €	215	12	12	1	215,00	378,00 €
2024 JAN - AUG	25 000 €	215	8	8	0,5	71,50	349,65 €

# **Step 3 – Horizon Europe**

**Calculating the eligible personnel cost –  
CALENDAR-YEAR BASED – 12+24 months**



# Felix: RP1 12M+ RP2 24M

HE / Reporting Period:	TOTAL Salary cost over the period	MDDE/Year (fixed by GA)	Maximum Declarable Day Equivalent (MDDE)				Daily-rate for period
			Lenth of the Months period (months)	working there	FTE (???)	Actual "MDDE" for period	
<b>RP1: M1-12</b>							
<i>2021 SEPT - DEC</i>	- €	215	4	0	1	0,00	- €
<i>2022 JAN - AUG</i>	23 000 €	215	8	8	1	143,50	<b>160,28 €</b>
<b>RP2: M13-M36</b>							
<i>2022 SEPT - DEC</i>	15 700 €	215	4	4	1	71,50	<b>219,58 €</b>
<i>2023 FULL YEAR</i>	81 270 €	215	12	12	1	215,00	<b>378,00 €</b>
<i>2024 JAN - AUG</i>	25 000 €	215	8	8	1	143,50	<b>174,22 €</b>

Horizon Europe	Year	Hours worked on project	Day-equivalent	Days work on the project	Limit for days (1st Ceiling)	Daily Rate	Eligible Personnel Costs	
RP1	<i>2021 SEPT - DEC</i>	0	0	0,00	0,0	- €	- €	<b>23 000,00 €</b>
	<i>2022 JAN - AUG</i>	600	4	150,00	143,5	160,28 €	<b>23 000,00 €</b>	
RP2	<i>2022 SEPT - DEC</i>	300	4	75,00	71,5	219,58 €	<b>15 700,00 €</b>	<b>121 970,00 €</b>
	<i>2023 JAN - JUN</i>	1800	8	225,00	215	378,00 €	<b>81 270,00 €</b>	
	<i>2024 JAN - AUG</i>	600	4	150,00	143,5	174,22 €	<b>25 000,00 €</b>	
<b>TOTAL</b>								<b>144 970,00 €</b>

or....

# Felix: RP1 12M+ RP2 24M

HE / Reporting Period:	TOTAL Salary cost over the period	MDDE/Year (fixed by GA)	Maximum Declarable Day Equivalent (MDDE)				Daily-rate for period
			Lenth of the period (months)	Months working there	FTE (???)	Actual "MDDE" for period	
<b>RP1: M1-12</b>							
2021 SEPT - DEC	- €	215	4	0	0	0,00	- €
2022 JAN - AUG	23 000 €	215	8	8	0,5	71,50	321,68 €
<b>RP2: M13-M36</b>							
2022 SEPT - DEC	15 700 €	215	4	4	0,5	36,00	436,11 €
2023 FULL YEAR	81 270 €	215	12	12	1	215,00	378,00 €
2024 JAN - AUG	25 000 €	215	8	8	0,5	71,50	349,65 €

Horizon Europe	Year	Hours worked on project	Day-equivalent	Days work on the project	Limit for days (1st Ceiling)	Daily Rate	Eligible Personnel Costs	
RP1	2021 SEPT - DEC	0	0	0,00	0,0	- €	- €	23 000,00 €
	2022 JAN - AUG	600	8	75,00	71,5	321,68 €	23 000,00 €	
RP2	2022 SEPT - DEC	300	8	37,50	36,00	436,11 €	15 700,00 €	121 970,00 €
	2023 JAN - JUN	1800	8	225,00	215,00	378,00 €	81 270,00 €	
	2024 JAN - AUG	600	8	75,00	71,50	349,65 €	25 000,00 €	
<b>TOTAL</b>								<b>144 970,00 €</b>

**Summing Up – Felix**

# Felix - Comparison

Felix	RP1	RP2	TOTAL
<i>18+18 month periods</i>	<i>M1-M18</i>	<i>M19-M36</i>	
H2020 - 1720	52 200,00 €	92 095,00 €	144 295,00 €
H2020 - ACTUAL hours	51 600,00 €	92 725,00 €	144 325,00 €
Horizon Europe - Period based	50 200,00 €	<b>94 770,00 €</b>	<b>144 970,00 €</b>
or....			
Horizon Europe - Period based	50 200,00 €	<b>94 770,00 €</b>	<b>144 970,00 €</b>
Horizon Europe - Calendar-year based	50 200,00 €	<b>94 770,00 €</b>	<b>144 970,00 €</b>
or....			
Horizon Europe - Calendar-year based	50 200,00 €	<b>94 770,00 €</b>	<b>144 970,00 €</b>

**VS**

Felix	RP1	RP2	TOTAL
<i>12+24 month periods</i>	<i>M1-M12</i>	<i>M13-M36</i>	
H2020 - 1720	23 000,00 €	119 170,00 €	142 170,00 €
H2020 - ACTUAL hours	23 000,00 €	119 170,00 €	142 170,00 €
Horizon Europe - Period based	23 000,00 €	<b>121 970,00 €</b>	<b>144 970,00 €</b>
or....			
Horizon Europe - Period based	23 000,00 €	<b>121 970,00 €</b>	
Horizon Europe - Calendar-year based	23 000,00 €	<b>121 970,00 €</b>	<b>144 970,00 €</b>
or....			
Horizon Europe - Calendar-year based	23 000,00 €	<b>121 970,00 €</b>	<b>144 970,00 €</b>



**Something extra – For James....**

# Additional Remuneration – James/H2020

Periods		Additional remuneration paid/month	Months Total paid Paid		Limit/year	Limit/period	Hours on Total the Hours project worked		Involvement rate	Limit for James	Eligible personnel cost
RP1	Sept 2021 - Feb 2023	250,00 €	12	3 000 €	8 000 €	8 000 €	600	1600	37,50%	3 000 €	3 000 €
RP2	Mar 2023 - Aug 2024	312,50 €	18	5 625 €	8 000 €	12 000 €	1200	2400	50,00%	6 000 €	5 625 €
											<b>8 625 €</b>

Periods		Additional remuneration paid/month	Months Total paid Paid		Limit/year	Limit/period	Hours on Total the Hours project worked		Involvement rate	Limit for James	Eligible personnel cost
RP1	Sept 2021 - Aug 2022	250,00 €	12	3 000 €	8 000 €	8 000 €	600	1600	37,50%	3 000 €	3 000 €
RP2	Sept 2022 - Aug 2024	312,50 €	18	5 625 €	8 000 €	12 000 €	1200	2400	50,00%	6 000 €	5 625 €
											<b>8 625 €</b>

# **In-house consultants (?)**

**Personnel cost calculations**

**David Gilmour**

94 Division Bell Road  
London UK

**MI-6**

85 Albert Embankment  
London, United Kingdom

Invoice No.: 11/2023

Invoice Date: 31/Aug/2023



Date	Description	No Units	Unit Price	Total (EUR)
31/08/2023	Project Management Work - Package 1	1000 hours ✓	75 EUR ✓	<u>75 000 EUR</u> ✓
	No time to whine project			
	From: 01/09/2021			
	To: 31/08/2023			
	Tax. Amount: VAT 25%			
	Total for Services			75 000 EUR
	Total for Services VAT 25%			18 750 EUR
	<b>Total</b>			<b>93 750 EUR</b>



## **Roger Waters Consulting Services Ltd.**

1979 The Wall Street,

Cambridge, The UK

IBAN 3638675-28264-36223

## **MI-6**

85 Albert Embankment

London, United Kingdom

Invoice No.: 25/2024

Invoice Date: 31/Aug/2024

Date	Description	No Units	Unit Price	Total (EUR)
31/08/2024	Project Assistance	500 hours ✓	60 EUR ✓	30 000 EUR ?
WP 1				
No time to whine project				
From: 01/09/2023				
To:31/08/2024				
Tax. Amount: VAT 25%				
Total for Services				30 000 EUR
Total for Services VAT 25%				7 500 EUR
<b>Total</b>				37 500 EUR

*IN HORIZON2020 - NOT PERSONNEL COST*

*IN HORIZON EUROPE - PERSONNEL COST*

# Other costs – Travel

Brussels Trip

## Daily Allowance/Per Diem Receipt

MI-6  
London  
United Kingdom

I, the undersigned hereby declare that I have received a per diem of EUR 100/day (***a total sum of EUR 400***) to cover my subsistence and local travel costs during my business trip (No time to whine Project) to Brussels, Belgium between Aug 31 - Sept 3 2021.

E-TICKET TRAVEL RECEIPT

*Page 1*

**DREAM AIRLINES**  
DREAM AIRLINES SERVICE CENTER

**Please print this receipt and retain throughout your journey.**

---

**PASSENGER NAME:** James Bond  
**TICKET NUMBER:** 082 2159 769 356  
**FREQUENT FLYER NO:** 4698NA  
**BOOKING REFERENCE:** VP6MRY

## E-TICKET TRAVEL RECEIPT

Page 2



**DREAM AIRLINES**  
DREAM AIRLINES SERVICE CENTER

**Fare details:**

---

Fare calculation:	1011	
Fare:	EUR 300	✓
Taxes:	EUR 90	✓
Total:	EUR 390	✓
Airline Service Charge:	EUR 10	✓
Grand Total:	EUR 400	✓



**MI-6**

85 Albert Embankment

London, United Kingdom

**Pantone Hotel Brussels**

Place Loix 1

1060 Brussels




# Invoice

Invoice date 03/09/2021  
 Invoice number 12875  
 Folio P01-FC9013 /A  
 VAT number BE0893.583.301

Reference

Date	Description	Quantity	Price	VAT 10,00 %	Total (EUR)
<b>Guest</b> James Bond					
<b>Arrival</b>	31/08/2021	<b>Departure</b>	03/09/2021	<b>Room</b>	203
31/08/2021	Double Room	1	140,00	14,00	154,00
01/09/2021	Double Room	1	140,00	14,00	154,00
02/09/2021	Double Room	1	120,00	12,00	132,00
<b>Payments</b>			<b>Total invoice</b>	<b>400,00</b>	<b>440,00</b>
<b>Cash/Card</b>					-440,00
					Total Paid
					-440,00
					Total Due
					0,00
		<b>Net</b>	<b>VAT</b>	<b>Brut</b>	
VAT 10,00 % TVA 10,00 %		400,00	40,00	440,00	
Total		400,00	40,00	440,00	



**Special Express**  
**SINGLE**

Number: 1666  
Train: 704  
Seat: 12B

BRUSSELS AIRPORT →  
ZONE 1 BRUSSELS


T1234567890

# TRAIN TICKET

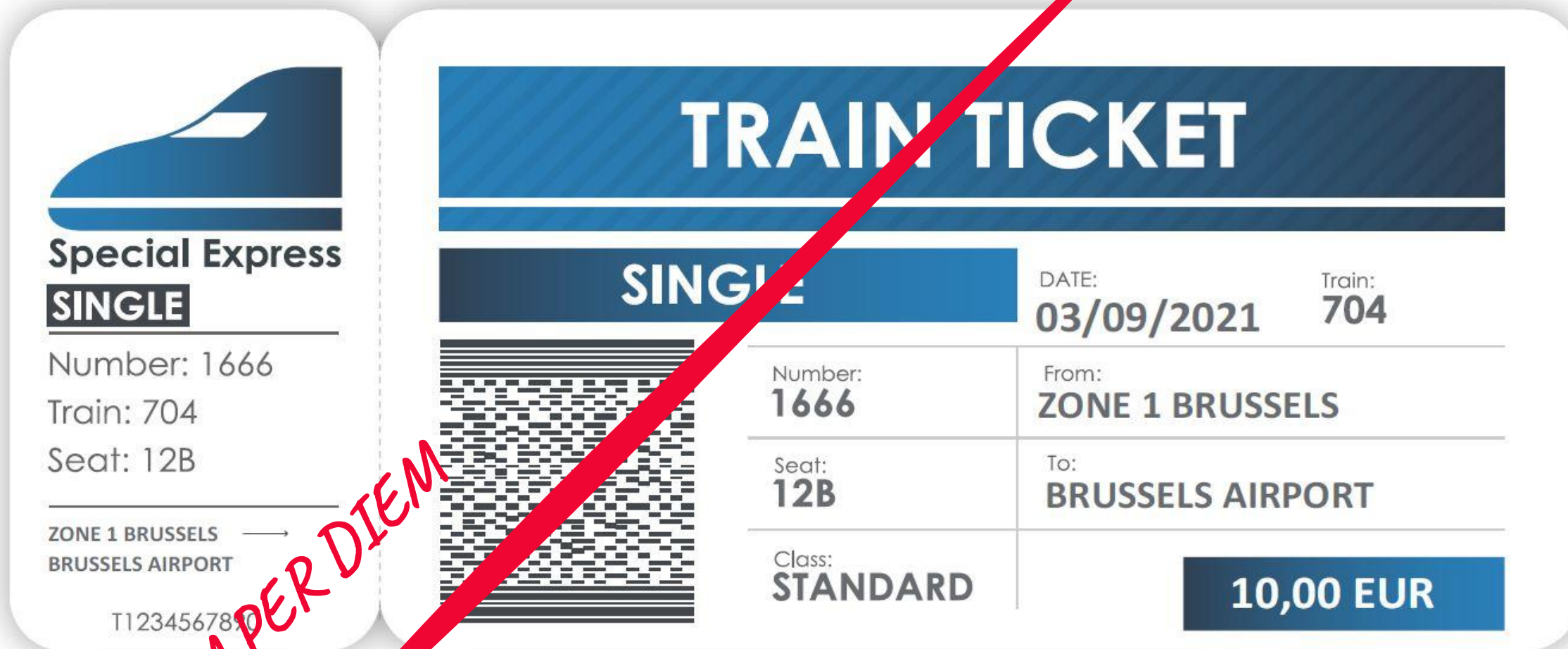
## SINGLE

DATE: 31/08/2021 Train: 704

Number: <b>1666</b>	From: <b>BRUSSELS AIRPORT</b>
Seat: <b>12B</b>	To: <b>ZONE 1 BRUSSELS</b>
Class: <b>STANDARD</b>	<b>10,00 EUR</b>



*FROM PER DIEM*



The image shows a train ticket with a red diagonal line striking through it. The ticket is divided into two main sections. The left section features a blue train icon and the text 'Special Express SINGLE'. Below this, it lists 'Number: 1666', 'Train: 704', and 'Seat: 12B'. At the bottom, it shows 'ZONE 1 BRUSSELS' with an arrow pointing to 'BRUSSELS AIRPORT' and the number 'T123456789'. The right section has a dark blue header with 'TRAIN TICKET' in white. Below that, a blue bar contains the word 'SINGLE'. To the right of this bar, it says 'DATE: 03/09/2021' and 'Train: 704'. A QR code is located on the left side of this section. Below the QR code is a table with ticket details. The table has three rows: the first row shows 'Number: 1666' and 'From: ZONE 1 BRUSSELS'; the second row shows 'Seat: 12B' and 'To: BRUSSELS AIRPORT'; the third row shows 'Class: STANDARD' and a price of '10,00 EUR' in a blue box.

**Special Express**  
**SINGLE**

Number: 1666  
Train: 704  
Seat: 12B

ZONE 1 BRUSSELS →  
BRUSSELS AIRPORT

T123456789

# TRAIN TICKET

**SINGLE**

DATE: 03/09/2021 Train: 704

Number: <b>1666</b>	From: <b>ZONE 1 BRUSSELS</b>
Seat: <b>12B</b>	To: <b>BRUSSELS AIRPORT</b>
Class: <b>STANDARD</b>	<b>10,00 EUR</b>

*FROM PER DIEM*

  
TAXI MAXI  
www.taximaxi.com

\*\*\* RECEIPT \*\*\*

DTV-567      03/09/2021- 03:30 PM

---

PETER GIANT	
LICENCE PLATE	DTV-567
CAR NUMBER	7864
BILL NUMBER	8426598
DEPARTURE HOUR	18.36
DISTANCE	16,5 KM


---

SUBTOTAL	50,00 EUR
TOTAL AMOUNT	50,00 EUR
TAX	50,00 EUR
CHANGE	

THANK YOU!



*FROM PER DIEM*

  
FAST PIZZA  
0293 - 38383749  
Ground Floor, Avenue Street  
BRUSSELS

---

RECEIPT NO : 0918 | Date : 02/09/2021 | Staff : John Doe


---

1 cappuccino	3,00
1 medium soft drink	5,00
1 Pizza Foresticre	11,00
Total EUR	20,00
TVA 6%	

---

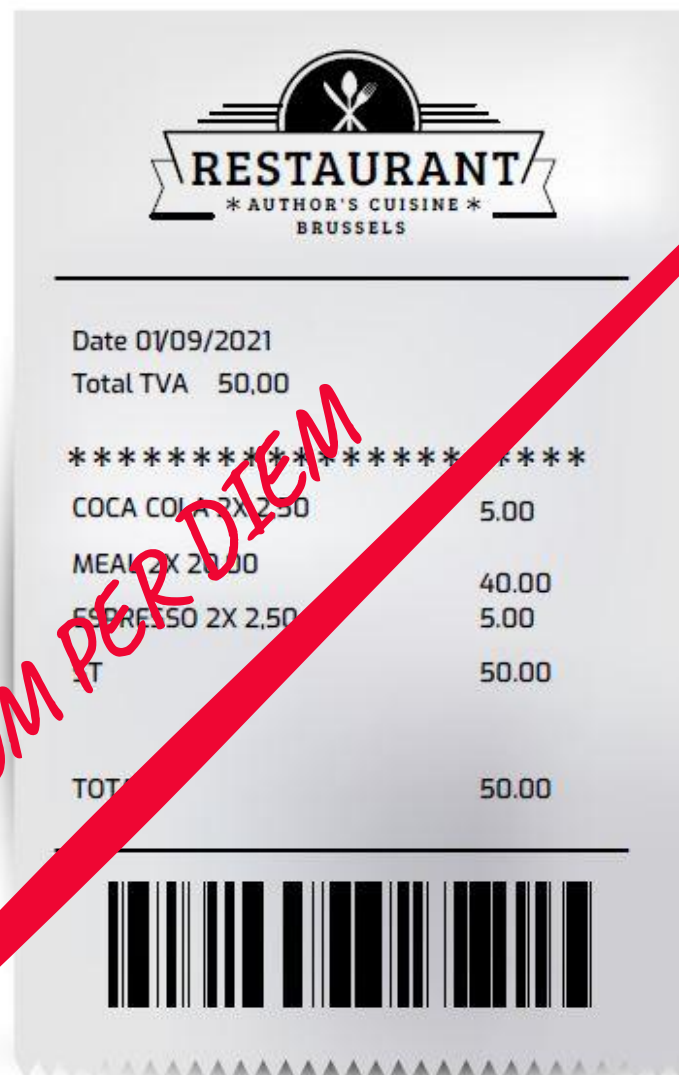
Valid for purchase  
of a coffee product CODE: 103382

---

  
8320203928302

\*\*\* THANK YOU \*\*\*

*FROM PER DIEM*




FROM PER DIEM

# Other costs – Travel

Paris Trip

## Daily Allowance/Per Diem Receipt

MI-6  
London  
United Kingdom

I, the undersigned hereby declare that I  have received a per diem of EUR 100/day **(a total sum of EUR 600)** to cover my subsistence and local travel costs during my business trip (No time to whine Project) to Paris, France between 15-20 March 2022.





# E-TRAVEL

Vacaciones eTravel S.L. 601  
Edif. N-World Trade Center

Tel: 902 422 433  
Fax: 902 505 506  
CIF: B-61965778

Invoice No: 627954 Invoice  
Date: 16/02/2022

## MI-6

85 Albert Embankment  
London, United Kingdom

**Passenger(s):** James Bond

**Booking No:** 872116

**Destination:** Paris

Departure Date: 15/03/2022

**Booking By:** 325

Date	Description	Unit Price	No Units	Total (EUR)
16/02/2022	Ticket e-Ticket number: 5516028188 Policy Level: FLIGHT Region: FRANCE Outbound: 15/03/2022 Inbound: 20/03/2022 Confirmation No: 150608757 Tax. Amount: 0,00 VAT/IVA0%	200 EUR	1	200 EUR ✓
Total for Services				200 EUR
Total for Services VAT/VIA - 0,000%				0,00
Total				200 EUR ✓



## MI-6

85 Albert Embankment  
London, United Kingdom

**INFORMATION ONLY**  
**Invoice No. 168729**

Date: 20/03/2022

Guest: James Bond

Room No. :	321
Arrival:	15/03/2022
Departure:	20/03/2022
Page:	1 of 1
User ID:	O. Supervisor
Voucher No. :	974509295

Date	Description	Debit	Credit
	Partner Restaurant Franke	<del>12.00</del>	X
15/03/2022	Accomodation Breakfast Split	100.00 <del>24.00</del>	✓ X
16/03/2022	Accomodation Breakfast Split	100.00 <del>24.00</del>	✓ X
17/03/2022	Accomodation Breakfast Split	100.00 <del>24.00</del>	✓ X
18/03/2022	Accomodation Breakfast Split	90.00 <del>24.00</del>	? X
19/03/2022	Accomodation Breakfast Split	90.00 <del>24.00</del>	? X
17/03/2022	Laundry and ironing service Business Suit - elegant	<del>12.00</del>	X
19/03/2022	Mediaservice	<del>12.00</del>	X
	579256 MOVIE		
			636.00

Line# 321: CHECK# 3320061

Line# 321: 579256 MOVIE

FROM PER DIEM

V.A.T Detail	Net EUR	V.A.T. EUR	Gross EUR	Total	Balance
V.A.T 20%				636.00	0.00 EUR
Total	530.00	106.00	636.00		
Balace	530.00	106.00	636.00		

250 EUR  
3 nights

400 EUR  
5 nights

All prices are valid including tax and service charge.  
Upon receipt, invoices by the Hotel shall become payable immediately without deduction.





GRILL BAR PARIS AIRPORT  
TEL.: 02 527 07 79  
DATE: 20/03/2022

LE CHEF SPECIAT	5,00	10,00
FORTIE + M...O		5,00

\*\*\*\*\*  
TOTAL EUR 15,00



FROM PER DIEM



EXCESSIVE

# Other costs – Travel

Budapest Trip



## Daily Allowance/Per Diem Receipt

MI-6  
London  
United Kingdom

I, the undersigned hereby declare that I have received a per diem of EUR 100/day (***a total sum of EUR 300***) to cover my subsistence and local travel costs during my business trip (No time to whine Project) to Budapest, Hungary between 20-22 Sept 2023.

## Passenger/Itinerary Receipt

Electronic ticket 220 - 2316920553

**Please print this receipt and retain throughout your journey.**

**Tracel data for:**

James Bond

**Booking reference:**

YUVLEW

**Ticket number:**

220-2316920553



Page 1

**Fare details:**

---

Fare calculation:	1011	
Fare:	EUR 200	✓
Taxes:	EUR 40	✓
Total:	EUR 240	✓
Airline Service Charge:	EUR 10	✓
Grand Total:	<u>EUR 250</u>	✓

---

**Payment details:**

<b>Form of payment:</b>	CC
<b>Endorsements/Restrictions:</b>	FL/CHG RESTRICTED CHECK FATE NOTE
<b>Tour Code:</b>	
<b>PK number:</b>	



**Urban Nature  
Resort & Spa**

# INVOICE

Urban Nature Hotel & Spa  
HUN 1137 Budapest, Rákóczi u. 22

Invoice number P-F02-612/2023

MI-6  
85 Albert Embankment  
London, United Kingdom

Tel.: +3672 459 549  
 info@urbanjungle.hu  
 www.urbanjungle.hu

Room No: 104  
 Guest: James Bond  
 Arrival - Departure: 20/09/2023 - 22/09/2023

Invoice date: 22/09/2023  
 Del.date: 22/09/2023  
 Due date: 22/09/2023  
 Payment meth. CC

Description	VAT	Qty	Unit Price	Net Value	VAT Value	Gross Value
Accommodation	25%	2	125,00	250,00	50,00	300,00 EUR
Minibar	20%	2	15,00	<del>30,00</del>	6,00	36,00 EUR
Business Centre costs - printing	20%	1	30,00	30,00	6,00	36,00 EUR
Massage	25%	1	50,00	<del>50,00</del>	10,00	60,00 EUR
Total				360,00	72,00	432,00 EUR
				Net amount	VAT amount	Gross amount
				<del>360,00</del>	72,00	432,00 EUR

*280 EUR ✓* ←

**CITY TAXI**  
RESERVATION: 061 213 4131  
\*\*\*\*\*

CITY TAXI BUDAPEST  
RESERVATION: 061 213 4131  
www.citytaxi.com  
\*\*\*\*\*

MARIA KISS

Licence Plate	PRT-128
Car number	8106
Bill number	278910
Bill date	20/09/2023
Departure hour	16:05
Distance	21,3 km

SERVICE	25,0 EUR
CHARGES	5,00 EUR
TOTAL	30,00 EUR

VAT INCL. 0%  
\*\*\*\*\*

FROM	BUD. AIRPORT
DESTINATION	HOTEL URBAN N.

THANK YOU!



*FROM PER DIEM*

**YOUR TAXI**

YOUR TAXI BUDAPEST  
RESERVATION: 061 213 4131  
www.yourtaxi.com

Janos Horvath  
Licence Plate PQW562  
Car number 1223  
Bill number 01052  
Bill date 20/09/2023  
Departure hour 17:19  
Distance 22,5 km

SERVICE 32,0 EUR  
CHARGES 8,00 EUR  
TOTAL 40,00 EUR  
VAT 0%

FROM HOTEL URBAN N.  
DESTINATION BUD. AIRPORT  
---CLIENT---



*FROM PER DIEM*





**Other costs – Other than Travel**



---

FRANCOS

BAR - CAFÉ - RESTAURANT

---

LONDON

Customer name:

MI-6

Address:

85 Albert Embankment

London, United Kingdom

Invoice date: 06/05/2024

Invoice No. DQEA402598

Description	AMOUNT		
	Quantity	Price	Total amount
Bruschetta	15	6,00	90,00
Focaccia	5	6,00	30,00
Carpaccio	5	10,00	50,00
Salat caprese	5	10,00	50,00
Chicken Tikka	4	10,00	40,00
Loin of pork	8	25,00	200,00
Rump steak	6	25,00	150,00
Linguini & white clam sause	15	20,00	300,00
Banoffee pie	12	12,50	150,00
Mango suprise	10	10,00	100,00
Soft Drinks	25	4,00	100,00
Wine → ?	8	25,00	200,00
Water	20	2,00	40,00
			1 500,00
	Service Tax → ?	10%	150,00
25% VAT included!			
Thank you for your custom!	Total	EUR	1 650,00

NO TIME  
TO WHINE

PROJECT DINNER 15 PS ✓

✓ 1320 EUR NET

## Invoice

---

Seller:

**Office DEPOT®**  
*Taking Care of Business*

Buyer:

MI-6

85 Albert Embankment  
London, United Kingdom

Payment:	Date of completion:	Date of issue:	Payment due:	Invoice number:
credit card	31/03/2022	31/03/2022	30/04/2022	38391163

Items	No. of units	Unit price (EUR)	Price in EUR w/o VAT
Cartridge for printers	4	150,00	600,00
Copy paper	30	30,00	900,00

**INDIRECT COST**

## Invoice

---

Seller:

**Office DEPOT®**  
*Taking Care of Business*

Buyer:

MI-6

85 Albert Embankment  
London, United Kingdom

Payment:	Date of completion:	Date of issue:	Payment due:	Invoice number:
transfer	28/04/2024	28/04/2024	28/05/2024	38401103

Items	No. of units	Unit price (EUR,	Price in EUR w/o VAT
Paper Notepads	100	5,00	500,00 ✓
Badges	80	5,00	400,00 ✓
Conference bag	80	10,00	800,00 ✓
Conference lanyard	80	5,00	400,00 ✓
<i>CONFERENCE</i>			
VAT amount (20%)			420,00
Price w/o VAT			2100,00 ✓
Total			2520,00

## Invoice

---

Seller:

**Office DEPOT®**  
*Taking Care of Business*

Buyer:

MI-6

85 Albert Embankment  
London, United Kingdom



Payment:  
credit card

Date of completion:  
29/04/2024

Date of issue:  
29/04/2024

Payment due:  
29/05/2024

Invoice number:  
38392464

Services

Price in EUR w/o VAT

Stationery products, mixed

500,00

**INDIRECT COST**



PROEVENTS

Invoice No: 7393453

Invoice Date: **08 May 2024**

Paid by: Credit Card

MI-6

85 Albert Embankment  
London, United Kingdom

Services	No Units	Unit Price / NET	Total (EUR) / NET
Conference room rent	1	1 000,00	1 000,00 ✓
Microphone	3	50,00	150,00 ✓
Screen	1	50,00	50,00 ✓
Projector	1	100,00	100,00 ✓
Technician	1	200,00	200,00 ✓
Podium	1	100,00	100,00 ✓
Price w/o VAT			1 600,00 ✓
VAT amount (25%)			400,00
Total			2 000,00



**SELF CATERING Ltd.**

To:  
MI-6

85 Albert Embankment  
London, United Kingdom

# Invoice

Date: 8 May 2024

Invoice #: 7393454

Customer ID: EU7258



**List of Participants**  
NO TIME TO WHINE DISSEMINATION EVENT  
08 May 2024

No.	NAME	INSTITUTION	SIGNATURE	PARTICIPATION FEE PAID (100 EUR)	
				Credit card	Cash
1	Ms. Veronika Sas	Drog-Stop Budapest Association	<i>Veronika Sas</i>	x	
2	Mr. Balazs Mahler	Echo Survey Institute	<i>Balazs Mahler</i>		x
3	Mr. Marvin Andrew Cuschieri	IMPETUS Europe Consulting Group Ltd.	<i>Marvin Andrew Cuschieri</i>	x	
4	Mr. Antons Klindzans	Latvian Railway	<i>Antons Klindzans</i>	x	

**75 x 100 EUR = 7.500 EUR**

**Receipt!**  
**Not considered as receipt in Horizon Europe!**  
**- MI6 nonprofit**



**Green  
Translations**

**Green Translation**  
Rue Sainte Cathérine 45  
Sint Katalijnestraat 45  
Bruxelles 1000 Brussel

**INVOICE**

Order ID: 123

Order Date: 31/08/2021

Delivery Date: 30/09/2021

MI-6

85 Albert Embankment  
London, United Kingdom

Quantity	Description	Rate	Amount (EUR)
3700	Proof reading: Research Report - No time to whine	0.12	444,00 ✓
612	Proof reading of No time to whine brochure	0.5	306,00 ✓
Subtotal			750,00 ✓
VAT 0%			0,00
Total		EUR	750,00



**ResearchMediaLtd**



**INVOICE**

Invoice No.: RML2502b

Invoice Date:

31/10 /2021

Order No.: n/a Account No.:

RML2502b

MI-6

85 Albert Embankment  
London, United Kingdom

Details	Cost
Printing project brochures (2000 pieces)	€ 600 ✓
Order placed by	
No time to whine	
<b>Total Net</b>	<b>€ 600 ✓</b>
VAT 25%	€ 150
Invoice total	€ 750



## INVOICE

Buyer		Seller			
MI-6 85 Albert Embankment London, United Kingdom		DHL Express Orbital Park 178-188 Great South West Road London, United Kingdom  E-mail: <a href="mailto:brigiteling@dhl.co.uk">brigiteling@dhl.co.uk</a> Phone: +44 (0) 844 284 0844 Fax: +49 (0) 341 4499 -2099			
No. Of invoice	Date of issue	Client ID	Payment	Payment date	Page
BPP1180084	15/09/2021	412084676	Transfer		1

Item ID	Date of Completion	Reference	Pick up point	Destination	EUR
Weight	Price without VAT	Value	VAT	VAT%	Total

EXPRESS WWIDE doc					
1144326901	15/09/2021			BRUBRUSELS, BELGIUM	
0,5 Kg	36	36	0	0%	<del>36</del>
Gas fee	4	4	0	0%	<del>4</del>
Comment: NO TIME TO WHINE PROJECT CONSORTIUM AGREEMENT → !!!					



OLEM

Imperial College  
Exhibition Road

## INVOICE

MI-6  
85 Albert Embankment  
London, United Kingdom

Invoice number: BA12345  
Invoice date: 31 / 10 / 20 21  
Due date: 30 / 11 / 20 21

Ref: [project.website.eu](http://project.website.eu)

Item	Unit	No. of units	Unit Price (EUR)	Amount (EUR)
Web page development	Hours	10	150	1500 ✓
VAT 20%				300
<b>Total:</b>				<b>1 800</b>



**PC EXPERT**

Invoiced to:

**MI-6  
85 Albert Embankment  
London, United Kingdom**

Ship to:

**James Bond**

Invoice Number: 395

Invoice Date: 28/02/2022

P/O Number: 6398451

Item#	Description	Quantity	Price	Total (EUR)
12584	MacBook Air 13.3'	1	1500	<del>1500,00</del> X
				0 EUR
				$\frac{30}{36} \times 1500 = 1250 \text{ EUR}$ ✓
	Total for Services			1 500,00
	VAT 20%			300,00
	<b>Total Invoice</b>			<b>1 800,00</b>

INVOICE			
SELLER		Association of Regional Development Agencies  Avenue des Arts 12 B-1210 Brussels Belgium	
Delivery date:	Date of issue:	Payment date:	Invoice No.
28/02/2024	15/03/2024	15/04/2024	KP02368
Item:			Amount:
No time to whine Decision support system yearly access fee			4 500
Technical support			500



# INVOICE

**SELLER**

Synergis  
Information system GmbH  
Technologiestrasse  
A-1120  
Wien, Austria  
Bank account  
A43 1091 8001 0000 0005 3659 0033  
BACXAHB  
VAT No: 10255043-2-42  
Phone: 428-80-40

MI-6

85 Albert Embankment  
London, United Kingdom

Payment by Transfer	Delivery date 30/11/2021	Date of issue 30/11/2021	Payment date 31/12/2021	Invoice No. 10-00/00001		
Name						
Amount	Unit price	Discount	Net value	VAT %	VAT	Gross value
ArcEditor9.3 Software HARD-BOXED	18.000,- EUR		18.000,- EUR	0%	0,- EUR	18.000,- EUR
		0% VAT	18.000,- EUR		0,- EUR	18.000,- EUR
			18.000,- EUR		0,- EUR	18.000,- EUR
Note:	<p>No time to whine project Please transfer the value of the invoice to the bank account described above. Thank you for using our services.</p>					

$$\frac{33}{36} \times 18000 = 16500 \text{ EUR}$$

## Seller:

**Europa Media Trainings Kft.**

Address: 7 Zahony street, H1031 Budapest, Hungary  
Tel.: +361-4533801; Fax: +361-4369038  
VAT: HU23780071

IBAN: HU30-10102244-10084000-01003302  
Bank: Budapest Bank NyRt./SWIFT: BUDAHUHB

## Buyer:

MI-6

85 Albert Embankment  
London, United Kingdom

Tax id.: VAT free

Description: EU R&amp;I Project Management and Financial Reporting - 4-5 April 2022

Description: EU R&I Project Management and Financial Reporting - 4-5 April 2022

Form of payments	Date of delivery	Date of issue	Deadline of payment	Exemplar	Status	Invoice number	
Transfer	2022.03.28	2022.03.28	2022.03.31	4	Original	EMPS/ 2022/1302	
VT SZ/SZJ	Description	Quantity	Unit	Unit P. EUR	Netto EUR	VAT% VAT EUR	Amount EUR
	VIP Discount	1,00	pc	-80,00	-80,00	0,00 0,00	-80,00
80.42	EC Training Course	1,00	pc	1 080,00	1 080,00	0,00 0,00	1 080,00
	EU R&I Project Management and Financial Reporting - 4-5 April 2022						
					-80,00	0,00	-80,00
					1 080,00	0,00	1 080,00
				<b>Total (EUR)</b>	<b>1 000,00</b>	<b>0,00</b>	<b>1 000,00</b>

The  **scientific**WorldJOURNAL

**Te Scientific World Journal Date: 31 Aug 2024**  
[accounts-openaccess@scientificworldjournal.org](mailto:accounts-openaccess@scientificworldjournal.org)

To:

MI-6

85 Albert Embankment  
London, United Kingdom

# Invoice

Date: 31 Aug 2024  
Invoice No: 897/2024  
Payment: Transfer

**Title of the manuscript****No time to whine project**

Innovation in decision-making for water management

systems Author:

**James Bond**

Qty	Description	Unit Price	Total EUR	
4	Peer review	250,00	1000,00	✓
1	Article processing	1200,00	1200,00	✓
1	Printing and online	200,00	200,00	✓
1	Management	420,00	420,00	✓
1	Other costs	180,00	180,00	✓
		Subtotal	3 000,00	✓
		VAT 25%	750,00	
		Total	3 750,00	



# CONCEPT COMMUNICATING

# INVOICE

**No** : 698745/2021

**Date** : 1 June 2021

**Client ID** : ZH765/EU

**Payment Terms** : Transfer

**Due Date** : 1 July 2021

**Client :**  
MI-6

85 Albert Embankment  
London, United Kingdom

**Project :**

No time to write project  
Plan for exploitation and dissemination  
Business plan finalisation

No	Project Description	Quantity	Unit Price	Amount EUR
1	No time to whine Exploitation plan development	1	3000	<del>3000</del>
			<i>SUBCONTRACTING!</i>	
			Total	<del>3000</del>
			VAT 20%	600
			Federal Tax	0
			Shipping	0
			Grand Total	3 600 EUR

**Payment to :**  
**Concept Communicating**  
**HB Bank**  
**EU1258226-6422584-61456845**





# INVOICE

DATE: 30 09 2024  
INVOICE: EUFP568

Seller :

Seller: Buyer:  
KPMG  
235 Churchill Lane  
London  
United Kingdom  
OU797

Buyer :

MI-6  
  
85 Albert Embankment  
London, United Kingdom

**Subject: Certificate on Financial Statement to No time to whine project**



**Other costs – Sum up**

Expenditures		Total cost - including VAT	Eligible costs	
<b>Other costs</b>				
<b>Travel Costs</b>				
Plane ticket - Dream Airlines	Brussels, 31/AUG/2021 - 3/SEP/2021	400,00 €	400,00 €	
Pantone Hotel - Brussels		440,00 €	400,00 €	
Travel costs - train to/from Brussels Centre		20,00 €	0,00 €	
Travel costs - taxi in Brussels		50,00 €	0,00 €	
Food - Fast pizza		20,00 €	0,00 €	
Food - Author's Cuisine		50,00 €	0,00 €	
Daily allowance/Per Diem		400,00 €	400,00 €	
Plane ticket - E-travel		Paris, 15/MAR/2022 - 20/MAR/2022	200,00 €	200,00 €
Excelsior Hotel - Paris 3 nights accepted			636,00 €	250,00 €
Paris Metro Card	20,00 €		0,00 €	
Food - Grill Bar	15,00 €		0,00 €	
Project Dinner - Gourmet	1 000,00 €		0,00 €	
Daily allowance/Per Diem	600,00 €		400,00 €	
Plane ticket - VIP Travel	Budapest, 20/SEP/2023- 22/SEP/2023		250,00 €	250,00 €
Urban Nature Hotel - Budapest		432,00 €	280,00 €	
Taxi - Budapest		30,00 €	0,00 €	
Taxi - Budapest		40,00 €	0,00 €	
Food - Good Ideas Coffee		25,00 €	0,00 €	
Daily allowance/Per Diem		300,00 €	300,00 €	
			<b>2 880,00 €</b>	

Other goods/services & assets		Total cost - including VAT	Eligible costs
Franco's - Project Dinner - 2024 May meeting		1 650,00 €	1 320,00 €
Office Depot - Cartridge, copy paper		1 800,00 €	0,00 €
Office Depot - Paper notepads and badges		2 520,00 €	2 100,00 €
Office Depot - Stationery		600,00 €	0,00 €
Conference costs - Room rent		2 000,00 €	1 600,00 €
Conference costs - Catering		7 500,00 €	6 000,00 €
Green Translation - Proofreading		750,00 €	750,00 €
Printing of brochures		750,00 €	600,00 €
DHL - Consortium Agreement		40,00 €	0,00 €
Webpage development		1 800,00 €	1 500,00 €
Notebook - Macbook Air - Select: Rejected		1 500,00 €	0,00 €
Access fee to project results		0,00 €	0,00 €
GIS Software		18 000,00 €	16 500,00 €
Training costs - Europa Media Trainings		1 000,00 €	0,00 €
Publication cost		3 750,00 €	3 000,00 €
Development of exploitation plan		3 600,00 €	0,00 €
CFS - Financial Audit		3 600,00 €	3 000,00 €
<b>Total Other Costs</b>		<b>55 788,00 €</b>	<b>36 370,00 €</b>
<b>TOTAL OTHER COSTS</b>			<b>39 250,00 €</b>
<b>Incomes</b>			
DSS access fee		5 000,00 €	0,00 €
Conference fee		7 500,00 €	7 500,00 €
			<b>7 500,00 €</b>

Thank  
you

*for your attention*

Gabor Kitley  
gabor.kitley@europamedia.org



FOLLOW US!  
@EuropaMedia  
@KitleyGabor

© Europa Media

It is strictly prohibited to use or distribute the content and design of this presentation without Europa Media's prior consent.



# VISIT

**europamediatrainings.com**

*for more*

*Things you wished you knew about Horizon 2020 and Horizon Europe*



*info@europamediatrainings.com*